



Club Health Assessment for District 330 A through April 2025

			Status	Membership							Reports					Finance		LCIF
Club Number	Club Name	Charter Date		Current Member Count	YTD Members Added	YTD Members Dropped	YTD Net Growth	YTD Net Growth%	Member Count 12 Months Ago	Avg. length of service for dropped members	Months Since Last MMR ***	Yrs. Since Last Officer Report	President Rotation	Vice President Reported ****	Months Since Last Activity Report ***	Account Balance	Donations for current Fiscal Year	
			Number of times on status quo within last two years	If below 15 members appears				If net loss is greater than 20% appears			If no report in 3 months appears in	When more than one year appears in	Number of repeat terms	Notes the officers that do not have an active	If no report at 12 months appears in red			
Clubs less than two years old																		
157496	Tokyo Athlete	02/28/2024	Active	35	0	0	0	0.00%	21		10		2	T,M,VP,SC	N/R			
178443	Tokyo Casablanca	09/25/2024	Active	26	30	4	26	100.00%	0	2	0			M,VP,SC	2		\$1,000.00	
156117	Tokyo Suzuran	09/28/2023	Active	25	6	11	-5	-16.67%	37	3	0		N	M,VP,SC	1		\$490.51	
157779	Tokyo Toranomom Sports Agent	03/26/2024	Active	11	2	11	-9	-45.00%	20	1	1			M,VP,SC	N/R			
Clubs more than two years old																		
61028	OGASAWARA	07/09/1998	Active	7	0	0	0	0.00%	7		30		17	S,T,M,VP,SC	N/R			
24585	TOKYO	03/05/1952	Active	50	1	1	0	0.00%	52	10	3			P,M,VP,SC	0		\$446.19	
122549	Tokyo 2020	06/19/2014	Active	14	2	6	-4	-22.22%	18	4	3		R	T,M,SC	N/A			
84260	TOKYO 21st CENTURY'S	10/05/2004	Active	14	2	0	2	16.67%	12		2			T,M,VP,SC	24+			
24609	TOKYO ADACHI	05/25/1966	Active	29	5	0	5	20.83%	24		0		N	P,S,T,M,SC	24+		\$77.56	
33122	TOKYO ADACHI CHUO	12/14/1976	Active	17	1	1	0	0.00%	18	15	5			P,S,T,M,VP SC	0		\$204.06	
Exc Award (06/30/2017, 06/30/2018)																		
24620	TOKYO AKABANE	11/30/1966	Active	32	0	0	0	0.00%	33		3		N	P,T,M,VP,SC	15		\$381.21	
24572	TOKYO AKASAKA	05/28/1962	Active	36	3	1	2	5.88%	35	26	0			M,VP,SC	2		\$7,957.90	
50604	TOKYO AKIGAWA	05/18/1990	Active	63	2	2	0	0.00%	64	9	0			T,M,VP,SC	3		\$1,745.51	
24608	TOKYO AKIHABARA	02/15/1966	Active	8	0	0	0	0.00%	13		10			VP,SC	24+		\$292.71	
24509	TOKYO AKISHIMA	06/12/1972	Active	43	4	1	3	7.50%	40	2	0		N	P,T,M,VP,SC	4		\$1,157.97	
24542	TOKYO AOI	05/02/1973	Active	35	3	9	-6	-14.63%	43	5	0			M,VP,SC	2		\$5,551.51	
24554	TOKYO AOYAMA	06/16/1964	Active	11	0	0	0	0.00%	11		25		3	S,T,M,VP,SC	N/R			
109271	TOKYO AOZORA	09/21/2010	Active	28	2	1	1	3.70%	39	0	7		2	M,VP,SC	3		\$97.62	
24566	TOKYO ARAKAWA	09/14/1962	Active	19	0	1	-1	-5.00%	22	2	5			P,S,T,M,VP SC	24+			
37753	TOKYO ARAKAWA NISHI	11/27/1979	Active	42	1	1	0	0.00%	41	36	4		N	M,SC	0		\$5,731.98	
24584	TOKYO ASAKUSA	01/27/1959	Active	17	1	0	1	6.25%	18		7		2	T,M,VP,SC	3		\$201.82	
Exc Award (06/30/2020)																		
55603	TOKYO ASAKUSA HISHOH	04/25/1994	Active	15	0	4	-4	-21.05%	19	15	0			S,T,M,VP,SC	0		\$1,208.95	



Club Health Assessment for District 330 A through April 2025

			Status	Membership							Reports					Finance	LCIF
Club Number	Club Name	Charter Date		Current Member Count	YTD Members Added	YTD Members Dropped	YTD Net Growth	YTD Net Growth%	Member Count 12 Months Ago	Avg. length of service for dropped members	Months Since Last MMR ***	Yrs. Since Last Officer Report	President Rotation	Vice President Reported ****	Months Since Last Activity Report ***	Account Balance	Donations for current Fiscal Year
			Number of times on status quo within last two years	If below 15 members appears				If net loss is greater than 20% appears			If no report in 3 months appears in	When more than one year appears in	Number of repeat terms	Notes the officers that do not have an active	If no report at 12 months red		
24630	TOKYO ATAGOYAMA	05/10/1966	Active	14	0	0	0	0.00%	14		14		6	P,S,T,M,VP SC	24+		\$121.43
36084	TOKYO AYASE	09/27/1978	Active	20	0	25	-25	-55.56%	45	11	0			P,S,T,M,VP SC	N/R		\$799.17
24514	TOKYO AZABU	06/08/1963	Active	30	4	4	0	0.00%	30	8	0			M,VP,SC	3		\$2,435.02
24635	TOKYO BABASAKIMON	05/16/1966	Active	10	0	2	-2	-16.67%	12	21	0		4	P,M,VP,SC	1		\$102.04
24645	TOKYO BANCHU	02/24/1969	Active	8	0	2	-2	-20.00%	11	12	4			N SC	3		\$164.92
29864	TOKYO BOKUTO	10/07/1974	Active	8	1	0	1	14.29%	7		9			S,T,M,VP,SC	2		\$163.26
137064	Tokyo Bunka	01/16/2019	Active	24	5	5	0	0.00%	25	5	3			T,M,VP,SC	24+		\$326.48
24569	TOKYO BUNKYO	06/28/1962	Active	14	2	0	2	16.67%	12		9		3	M,VP,SC	2		\$222.45
46202	TOKYO CENTRAL DAIKANYAMA	05/12/1986	Active	11	1	0	1	10.00%	10		0			P,M,VP,SC	0		\$1,317.03
43956	TOKYO CENTURY	05/24/1984	Active	22	0	2	-2	-8.33%	25	26	1			P,S,M,VP,SC	24+		\$346.91
24512	TOKYO CHOFU	04/09/1965	Active	35	1	4	-3	-7.89%	39	18	0			T,M,VP,SC	1		\$4,505.77
Exc Award (06/30/2017, 06/30/2018, 06/30/2020)																	
100339	TOKYO CHUO MINAMI	10/10/2007	Active	4	0	2	-2	-33.33%	6	27	2		2	T,M,VP,SC	0		\$381.21
24548	TOKYO CITY	11/05/1971	Active	47	1	6	-5	-9.62%	54	11	1			P,M,VP,SC	1		\$564.28
Exc Award (06/30/2017, 06/30/2019, 06/30/2020)																	
145922	TOKYO CURRY	04/28/2021	Active	10	5	5	0	0.00%	11	3	0		2	M,VP,SC	3		
24622	TOKYO DEN-EN CHOFU	01/25/1967	Active	21	0	1	-1	-4.55%	22	14	4			S,M,VP,SC	11		\$373.51
150216	Tokyo Diversity	03/17/2022	Active	24	1	0	1	4.35%	23		0		4	M,VP,SC	N/A		
135249	Tokyo Dream	06/20/2018	Active	35	0	0	0	0.00%	108		3			P,M,VP,SC	2		
99446	TOKYO EAST	05/22/2007	Active	12	0	0	0	0.00%	12		13			R P,S,T,M,VP SC	15		\$78.36
24616	TOKYO EBISU	07/14/1965	Active	5	0	0	0	0.00%	5		1		4	M,VP,SC	21		\$121.80
Exc Award (06/30/2021)																	
24559	TOKYO EDOGAWA	07/24/1963	Active	19	5	0	5	35.71%	14		0		2	T,M,VP,SC	1		\$1,109.31
24594	TOKYO EDOGAWA CHUO	03/09/1973	Active	31	0	0	0	0.00%	31		13	1	None	P,S,T,M,VP SC	15		\$95.10
38882	TOKYO EDOGAWA HIGASHI	08/01/1980	Active	31	0	0	0	0.00%	32		10			M,VP,SC	15		\$2,769.35
24626	TOKYO EDOGAWA MINAMI	12/07/1966	Active	28	0	1	-1	-3.45%	30	1	0			R M,SC	1		\$6,312.34



Club Health Assessment for District 330 A through April 2025

			Status	Membership							Reports					Finance	LCIF	
Club Number	Club Name	Charter Date		Current Member Count	YTD Members Added	YTD Members Dropped	YTD Net Growth	YTD Net Growth%	Member Count 12 Months Ago	Avg. length of service for dropped members	Months Since Last MMR ***	Yrs. Since Last Officer Report	President Rotation	Vice President Reported ****	Months Since Last Activity Report ***	Account Balance	Donations for current Fiscal Year	
			Number of times on status quo within last two years	If below 15 members appears				If net loss is greater than 20% appears			If no report in 3 months appears in	When more than one year appears in	Number of repeat terms	Notes the officers that do not have appears in an active	If no report at 12 months red			
153244	Tokyo Feliz	02/02/2023	Active	11	3	17	-14	-56.00%	25	2	0			N	M,SC	1		\$300.01
24513	TOKYO FUCHU	02/26/1966	Active	13	0	0	0	0.00%	14		6			IP	P,M,SC	8		
146518	Tokyo Fuji Sky	06/07/2021	Active	19	0	4	-4	-17.39%	23	4	0				M,VP,SC	N/A		\$1,900.01
24515	TOKYO FUSSA	02/15/1965	Active	61	4	1	3	5.17%	62	4	3			N	M	3		
89202	TOKYO FUTURE	08/26/2005	Active	14	1	1	0	0.00%	14	41	0				M,VP,SC	24+		
24583	TOKYO GINZA	03/16/1960	Active	62	4	16	-12	-16.22%	74	7	0			N	T,M,SC	1		\$25,062.80
Exc Award (06/30/2018)																		
116826	TOKYO GOLF	05/10/2012	Active	9	0	1	-1	-10.00%	10	1	8		8		P,T,M,VP,SC	11		
24633	TOKYO GOTANDA	10/05/1966	Active	11	0	2	-2	-15.38%	19	22	0				M,VP,SC	2		\$58.17
24518	TOKYO HACHIOJI CHUO	06/19/1973	Active	21	1	0	1	5.00%	22		2			N	S,VP	1		\$394.60
47374	TOKYO HACHIOJI ICHO	05/26/1987	Active	68	9	1	8	13.33%	64	5	5			N	P,S,T,M,SC	24+		
Exc Award (06/30/2017, 06/30/2018)																		
62393	TOKYO HACHIOJI RYOTO	09/24/1999	Active	65	7	24	-17	-20.73%	85	11	4				P,M,VP,SC	17		\$6,008.38
53867	TOKYO HACHIOJI TAKAO	12/01/1992	Active	34	2	3	-1	-2.86%	34	23	0			N	SC	24+		\$1,376.47
87890	TOKYO HAKUMON	04/25/2005	Active	65	28	33	-5	-7.14%	88	3	0			N	M,SC	0		\$481.86
Exc Award (06/30/2023)																		
24561	TOKYO HAMACHO	07/02/1963	Active	9	0	0	0	0.00%	10		10				M,VP,SC	24+		
51808	TOKYO HAMURA	06/12/1991	Active	39	0	1	-1	-2.50%	41	59	0			N	T,M,VP,SC	0		\$714.23
Exc Award (06/30/2016, 06/30/2018)																		
24617	TOKYO HANEDA	04/17/1964	Active	11	0	0	0	0.00%	11		0			R	S,T,M,VP,SC	0		\$142.84
24605	TOKYO HARAJUKU JINGUMAE	06/25/1965	Active	26	3	1	2	8.33%	25	0	7				M,VP,SC	4		\$1,292.96
24621	TOKYO HARUMI	04/06/1965	Active	25	0	1	-1	-3.85%	25	10	7			N	T,M,SC	0		
116404	TOKYO HEISEI	03/23/2012	Active	17	0	0	0	0.00%	18		7			N		N/A		
24521	TOKYO HIGASHIKURUME	10/26/1971	Active	13	1	0	1	8.33%	12		8		3		S,M,VP,SC	7		\$91.41
36845	TOKYO HIGASHIYAMATO	03/26/1979	Active	15	0	3	-3	-16.67%	19	3	4		None		P,S,T,VP,SC	11		\$260.39
52219	TOKYO HIKARIGAOKA	12/03/1991	Active	44	1	3	-2	-4.35%	43	17	7				T,M,VP,SC	8		\$3,757.43



Club Health Assessment for District 330 A through April 2025

			Status	Membership						Reports					Finance	LCIF	
Club Number	Club Name	Charter Date		Current Member Count	YTD Members Added	YTD Members Dropped	YTD Net Growth	YTD Net Growth%	Member Count 12 Months Ago	Avg. length of service for dropped members	Months Since Last MMR ***	Yrs. Since Last Officer Report	President Rotation	Vice President Reported ****	Months Since Last Activity Report ***	Account Balance	Donations for current Fiscal Year
			Number of times on status quo within last two years	If below 15 members appears				If net loss is greater than 20% appears			If no report in 3 months appears in	When more than one year appears in	Number of repeat terms	Notes the officers that do not have an active	If no report at 12 months red		
111430	TOKYO HILLS	06/20/2011	Active	47	0	0	0	0.00%	49		6			S,M,VP,SC	24+		
24522	TOKYO HINO	04/21/1965	Active	12	0	0	0	0.00%	12		10			T,M,VP,SC	10		
127207	Tokyo Hitotsubashi	04/06/2016	Active	25	6	1	5	25.00%	22	2	0			M,VP,SC	N/A		\$237.51
24546	TOKYO HONJO	01/26/1972	Active	10	0	1	-1	-9.09%	11	2	7			M,VP,SC	15		\$797.60
24563	TOKYO HORIDOME	12/20/1962	Active	14	0	0	0	0.00%	14		21		7	M,VP,SC	24+		\$241.47
88788	TOKYO HOSEI	06/28/2005	Active	10	1	0	1	11.11%	12		3			S,M,VP,SC	5		\$692.26
38233	TOKYO HOSHIN	03/12/1980	Active	37	0	0	0	0.00%	36		4			M,VP,SC	0		\$7,228.24
24606	TOKYO IIDABASHI	12/01/1965	Active	15	1	1	0	0.00%	20	51	1			N M,SC	24+		
24578	TOKYO IKEBUKURO	10/27/1961	Active	12	4	1	3	33.33%	9	9	1			M,VP,SC	2		\$1,224.49
150762	Tokyo Itabashi Community	05/12/2022	Active	25	1	0	1	4.17%	24		2		4	M,VP,SC	N/A		
24615	TOKYO ITABASHI NISHI	04/11/1965	Active	15	0	0	0	0.00%	18		9			T,VP,SC	24+		\$153.38
43438	TOKYO JINGU	01/27/1984	Active	21	3	2	1	5.00%	27	6	5			M,VP,SC	6		\$90.48
64911	TOKYO JIYUGAOKA	01/02/2002	Active	11	0	0	0	0.00%	11		12			P,S,T,M,VP SC	24+		\$121.80
24570	TOKYO JOTO	08/07/1970	Active	28	0	2	-2	-6.67%	37	20	1			S,M,VP,SC	0		\$4,343.39
24650	TOKYO KAGURAZAKA	02/22/1970	Active	16	1	2	-1	-5.88%	17	3	1			N P,M,VP,SC	6		
24551	TOKYO KAMATA	04/23/1963	Active	10	0	2	-2	-16.67%	12	6	4			T,M,VP,SC	6		\$780.63
24647	TOKYO KAMEARI	09/27/1969	Active	34	0	0	0	0.00%	38		10			M,VP,SC	24+		
24562	TOKYO KASUMIGASEKI	05/29/1963	Active	12	0	0	0	0.00%	12		13			S,M,VP,SC	2		\$228.90
24623	TOKYO KATSUSHIKA	06/28/1965	Active	20	0	3	-3	-13.04%	23	8	0			N M,SC	0		\$699.63
24652	TOKYO KATSUSHIKA HIGASHI	12/10/1969	Active	44	1	3	-2	-4.35%	48	10	0			N M,SC	3		\$43.30
55931	TOKYO KEYAKI	06/23/1994	Active	41	6	0	6	17.14%	36		3			M,VP,SC	1		\$135.73
84144	TOKYO KICHIJOJI	09/08/2004	Active	70	14	2	12	20.69%	64	19	0			N P,M,VP,SC	15		\$7,393.37
116405	TOKYO KING	03/23/2012	Active	27	1	1	0	0.00%	27	0	3			M,SC	21		
34592	TOKYO KIOICHO	10/31/1977	Active	12	2	0	2	20.00%	14		0			N M,SC	6		\$2,006.33
24555	TOKYO KITA	11/28/1963	Active	18	3	1	2	12.50%	17	5	3			P,M,VP,SC	24+		\$209.15



Club Health Assessment for District 330 A through April 2025

			Status	Membership							Reports					Finance	LCIF
Club Number	Club Name	Charter Date		Current Member Count	YTD Members Added	YTD Members Dropped	YTD Net Growth	YTD Net Growth%	Member Count 12 Months Ago	Avg. length of service for dropped members	Months Since Last MMR ***	Yrs. Since Last Officer Report	President Rotation	Vice President Reported ****	Months Since Last Activity Report ***	Account Balance	Donations for current Fiscal Year
			Number of times on status quo within last two years	If below 15 members appears				If net loss is greater than 20% appears			If no report in 3 months appears in	When more than one year appears in	Number of repeat terms	Notes the officers that do not have an active	If no report at 12 months red		
34491	TOKYO KIOSE	09/07/1977	Active	8	0	0	0	0.00%	12		10			T,M,VP,SC	24+		\$100.06
24532	TOKYO KODAIRA	01/25/1970	Active	9	0	0	0	0.00%	9		12		6	S,M,VP,SC	24+		
36668	TOKYO KOGANEI	02/27/1979	Active	25	2	7	-5	-16.67%	32	9	0			M,VP,SC	1		\$3,340.60
24597	TOKYO KOJIMACHI	06/17/1964	Active	4	0	0	0	0.00%	4		10		9	S,T,M,VP,SC	24+		
42355	TOKYO KOKUBUNJI	02/22/1983	Active	17	0	0	0	0.00%	17		13			M,VP,SC	18		\$265.28
24558	TOKYO KOTO FUKAGAWA	11/26/1963	Active	30	1	0	1	3.45%	30		8			N	M,SC	2	\$1,390.42
24604	TOKYO KOTO MINAMI	10/26/1965	Active	22	4	6	-2	-8.33%	24	10	4			N	M,SC	24+	\$208.50
24603	TOKYO KUDAN	12/15/1964	Active	27	7	0	7	35.00%	20		3			T,M,VP,SC	24+		
60171	TOKYO KUNITACHI	12/08/1997	Active	3	0	0	0	0.00%	3		9		2	T,M,VP,SC	11		
24598	TOKYO KYOBASHI YAESU	03/26/1964	Active	18	0	0	0	0.00%	18		12			S,T,M,VP,SC	5		\$267.98
24533	TOKYO MACHIDA	02/18/1966	Active	29	2	0	2	7.41%	27		1			N	M,SC	1	\$7,045.69
53826	TOKYO MACHIDA CRANE	11/16/1992	Active	27	1	8	-7	-20.59%	41	14	0			T,M,VP,SC	0		\$1,420.77
139717	Tokyo Maria	09/09/2019	Active	28	0	0	0	0.00%	34		10			N	M,SC	10	\$348.59
24586	TOKYO MARUNOUCHI-CHIYODA	11/14/1958	Active	31	0	0	0	0.00%	36		10			M,VP,SC	6		\$1,900.01
123445	TOKYO MEDICAL	10/24/2014	Active	10	2	1	1	11.11%	11	2	3			S,T,M,VP,SC	2		\$78.36
Exc Award (06/30/2020)																	
24564	TOKYO MEGURO	03/29/1963	Active	13	0	4	-4	-23.53%	17	18	8			M,VP,SC	8		\$102.04
24642	TOKYO MEJIRO	03/30/1968	Active	17	1	0	1	6.25%	16		9			N	M,SC	15	\$90.63
41809	TOKYO MITAKA	08/03/1982	Active	47	2	1	1	2.17%	46	13	3			T,M,VP,SC	0		\$1,043.55
Exc Award (06/30/2018, 06/30/2022, 06/30/2025)																	
37752	TOKYO MIYAKEJIMA	11/27/1979	Active	10	0	0	0	0.00%	10		12			R	P,T,M,VP,SC	24+	\$130.59
56919	TOKYO MIYAKO	05/16/1995	Active	23	0	3	-3	-11.54%	29	12	4		2	VP,SC	9		\$1,387.76
53123	TOKYO MIZUHO	05/18/1992	Active	26	1	1	0	0.00%	22	1	3			N	P,SC	6	\$530.57
43437	TOKYO MUSASHIMURAYAMA	01/30/1984	Active	22	0	5	-5	-18.52%	27	9	6			P,T,M,VP,SC	24+		\$783.38
24535	TOKYO MUSASHINO	12/06/1963	Active	45	3	2	1	2.27%	47	17	0			N	M,SC	1	\$758.15



Club Health Assessment for District 330 A through April 2025

			Status	Membership							Reports					Finance	LCIF
Club Number	Club Name	Charter Date		Current Member Count	YTD Members Added	YTD Members Dropped	YTD Net Growth	YTD Net Growth%	Member Count 12 Months Ago	Avg. length of service for dropped members	Months Since Last MMR ***	Yrs. Since Last Officer Report	President Rotation	Vice President Reported ****	Months Since Last Activity Report ***	Account Balance	Donations for current Fiscal Year
			Number of times on status quo within last two years	If below 15 members appears				If net loss is greater than 20% appears			If no report in 3 months appears in	When more than one year appears in	Number of repeat terms	Notes the officers that do not have an active	If no report at 12 months red		
24557	TOKYO NAKANO	11/25/1963	Active	51	2	4	-2	-3.77%	54	23	2			M,VP,SC	13		\$24,195.97
126293	Tokyo Namikidori	11/25/2015	Active	5	0	0	0	0.00%	5		10		3	S,T,M,VP,SC	4		
24565	TOKYO NERIMA	03/29/1963	Active	31	0	1	-1	-3.13%	33	55	3			S,T,M,VP,SC	8		\$1,278.88
24653	TOKYO NERIMA NISHI	06/22/1970	Active	17	1	0	1	6.25%	16		0		2	S,T,M,VP,SC	9		
24587	TOKYO NIHONBASHI	04/12/1957	Active	12	0	1	-1	-7.69%	13	50	7			P,M,VP,SC	4		\$368.87
29163	TOKYO NISHIARAI	04/23/1974	Active	19	1	0	1	5.56%	18		2			N P,S,T,M,SC	0		\$320.04
34069	TOKYO NISHITOKYO	06/07/1977	Active	23	0	0	0	0.00%	23		15			P,T,M,VP,SC	13		
84029	TOKYO OEDO	08/17/2004	Active	9	0	8	-8	-47.06%	17	8	3			R M,SC	N/R		
36538	TOKYO OHMON	01/30/1979	Active	25	3	0	3	13.64%	22		0			P,M,VP,SC	7		\$103.41
41944	TOKYO OME	10/14/1982	Active	47	5	2	3	6.82%	44	2	0			N P,S,VP,SC	14		\$857.93
24581	TOKYO OMORI	06/15/1961	Active	17	0	1	-1	-5.56%	20	11	5			N M,VP,SC	0		\$300.65
119030	TOKYO OMOTESANDO	03/26/2013	Active	13	0	2	-2	-13.33%	19	11	4			M,VP,SC	2		\$121.80
105430	TOKYO ONE HUNDRED	05/05/2009	Cancelled(6*)	0	0	7	-7	-100.00%	7	11	4		None	P,S,T,M,VP SC	24+		
24595	TOKYO OWARICHO	05/08/1973	Active	22	2	3	-1	-4.35%	38	7	4			M,VP,SC	10		\$1,299.49
119808	Tokyo Peace	06/24/2013	Active	131	12	24	-12	-8.39%	145	7	0			M,VP,SC	6		\$17,954.91
Exc Award (06/30/2018)																	
141416	Tokyo Reiwa	04/03/2020	Active	7	2	2	0	0.00%	11	5	1		2	R T,M,SC	0		
116637	TOKYO RESCUE	04/24/2012	Active	10	0	7	-7	-41.18%	17	3	8			P,T,M,VP,SC	23		
24543	TOKYO ROPPONGI	04/09/1973	Active	7	6	1	5	250.00%	8	0	3			S,T,M,VP,SC	0		\$91.41
24580	TOKYO RYOGOKU	10/28/1961	Active	24	14	0	14	140.00%	10		0		2	M,VP,SC	3		\$1,000.06
47771	TOKYO SAGISO	10/09/1987	Active	35	1	1	0	0.00%	37	2	2			S,M,VP,SC	0		\$1,825.29
Exc Award (06/30/2018, 06/30/2019, 06/30/2020)																	
33121	TOKYO SAKURADAMON	12/14/1976	Active	11	0	2	-2	-15.38%	15	8	4			M,VP,SC	10		
135247	Tokyo Sangah	06/20/2018	Active	6	0	1	-1	-14.29%	7	6	5		8	M,VP,SC	N/A	90+ Days	
51084	TOKYO SANGENJAYA	11/26/1990	Active	21	0	1	-1	-4.55%	23	3	1			M,VP,SC	0		\$141.19
Exc Award (06/30/2016, 06/30/2019, 06/30/2020)																	



Club Health Assessment for District 330 A through April 2025

			Status	Membership							Reports					Finance		LCIF
Club Number	Club Name	Charter Date		Current Member Count	YTD Members Added	YTD Members Dropped	YTD Net Growth	YTD Net Growth%	Member Count 12 Months Ago	Avg. length of service for dropped members	Months Since Last MMR ***	Yrs. Since Last Officer Report	President Rotation	Vice President Reported ****	Months Since Last Activity Report ***	Account Balance	Donations for current Fiscal Year	
			Number of times on status quo within last two years	If below 15 members appears					If net loss is greater than 20% appears		If no report in 3 months appears in	When more than one year appears in	Number of repeat terms		Notes the officers that do not have an active	If no report at 12 months appears in red		
129728	Tokyo Sanno	01/05/2017	Active	16	0	2	-2	-11.11%	20	2	1				S,T,M,VP,SC	N/A		
24651	TOKYO SEIJO	06/18/1970	Active	21	0	2	-2	-8.70%	24	37	4				P,M,VP,SC	0		\$30,532.05
60575	TOKYO SEISHIN	03/26/1998	Active	17	3	0	3	21.43%	14		6		4		P,T,M,VP,SC	15		\$201.30
34421	TOKYO SEKISEN	08/15/1977	Active	35	3	5	-2	-5.41%	37	22	0				P,T,M,VP,SC	8		\$109.30
24596	TOKYO SETAGAYA	03/30/1963	Active	67	1	0	1	1.52%	78		3				M,VP,SC	5		\$2,310.33
24589	TOKYO SHIBA	06/26/1958	Active	28	1	3	-2	-6.67%	30	9	2				M,VP,SC	10		\$129.26
24588	TOKYO SHIBUYA	02/08/1957	Active	40	1	2	-1	-2.44%	40	33	0			N	M,SC	0		\$9,207.74
45630	TOKYO SHIINOKI	12/26/1985	Active	15	0	1	-1	-6.25%	16	2	0			N	P,S,M,SC	N/R		\$273.18
24590	TOKYO SHIMBASHI	01/30/1957	Active	30	0	0	0	0.00%	37		9				T,M,VP,SC	3		\$2,854.64
Exc Award (06/30/2023)																		
24547	TOKYO SHIMURA	06/29/1971	Active	29	0	1	-1	-3.33%	30	29	4				T,M,VP,SC	4		\$2,445.83
24592	TOKYO SHINAGAWA	10/27/1959	Active	16	1	0	1	6.67%	15		6		7		T,M,VP,SC	24+		
24582	TOKYO SHINJUKU	05/19/1960	Active	60	4	7	-3	-4.76%	65	23	0				M,VP,SC	0		\$15,531.17
46121	TOKYO SHINJUKU KITA	04/02/1986	Active	13	0	1	-1	-7.14%	14	2	4				P,M,VP,SC	24+		
24600	TOKYO SHINJUKU TRISTAR	04/21/1964	Active	24	1	1	0	0.00%	36	0	3		2		T,M,VP,SC	4		\$392.81
109260	TOKYO SHINSEIKI	09/20/2010	Active	10	0	2	-2	-16.67%	25	14	7				M,VP,SC	24+		
50084	TOKYO SHINTOSHIN	12/29/1989	Active	39	3	1	2	5.41%	56	34	4				P,S,M,VP,SC	0		\$558.15
87889	TOKYO SOUTO	04/25/2005	Active	12	4	3	1	9.09%	11	14	4				M,VP,SC	24+		\$1,273.26
40719	TOKYO ST PAUL	12/02/1981	Active	15	0	1	-1	-6.25%	16	25	3				M,VP,SC	2		\$2,177.20
78512	TOKYO SUBARU	03/24/2004	Active	103	57	4	53	106.00%	62	2	0			N	M,SC	24		\$173.20
24634	TOKYO SUGAMO	06/22/1967	Active	51	2	0	2	4.08%	88		8				T,M,VP,SC	24+		\$69.72
24573	TOKYO SUGINAMI	06/15/1962	Active	17	5	0	5	41.67%	12		9				P,S,M,VP,SC	4		
24631	TOKYO SUKIYABASHI	05/20/1966	Active	45	2	4	-2	-4.26%	87	5	4				T,M,VP,SC	3		\$12,221.80
24579	TOKYO SUMIDAGAWA	10/24/1961	Active	12	2	1	1	9.09%	11	58	3				T,M,VP,SC	0		\$182.16
78511	TOKYO SUNSHINE	03/24/2004	Active	21	0	0	0	0.00%	21		15	1	None		P,S,T,M,VP SC	24+		\$3,109.38




Club Health Assessment for District 330 A through April 2025

			Status	Membership							Reports					Finance	LCIF	
Club Number	Club Name	Charter Date		Current Member Count	YTD Members Added	YTD Members Dropped	YTD Net Growth	YTD Net Growth%	Member Count 12 Months Ago	Avg. length of service for dropped members	Months Since Last MMR ***	Yrs. Since Last Officer Report	President Rotation	Vice President Reported ****	Months Since Last Activity Report ***	Account Balance	Donations for current Fiscal Year	
			Number of times on status quo within last two years	If below 15 members appears				If net loss is greater than 20% appears			If no report in 3 months appears in	When more than one year repeat appears in	Number of repeat terms	Notes the officers that do not have an active	If no report at 12 months red			
58318	TOKYO SURUGADAI	05/23/1996	Active	30	2	1	1	3.45%	32	6	5			N	SC	11		\$1,090.48
24541	TOKYO TACHIKAWA	04/21/1965	Active	51	0	1	-1	-1.92%	53	40	1			N	T,M,VP,SC	24+		\$1,778.61
24575	TOKYO TAKAIDO	07/20/1970	Active	21	3	1	2	10.53%	20	7	4				M,VP,SC	2		\$96.95
31293	TOKYO TAKANAWA	10/07/1975	Active	13	0	0	0	0.00%	15		10			N	P,S,T,M,VP SC	2		\$163.26
24641	TOKYO TAMAGAWA	06/20/1968	Active	43	1	5	-4	-8.51%	47	22	2				M,VP,SC	0		\$2,162.26
Exc Award (06/30/2018, 06/30/2019, 06/30/20)																		
44492	TOKYO TANASHI	12/27/1984	Active	37	0	4	-4	-9.76%	48	12	5				T,M,VP,SC	24+		\$667.94
140894	Tokyo Tomon	02/28/2020	Active	21	0	0	0	0.00%	21		22	1	None		P,S,T,M,VP SC	N/R		
24629	TOKYO TORANOMON	06/24/1965	Active	18	2	1	1	5.88%	17	2	2				M,VP,SC	24+		\$3,684.38
24560	TOKYO TORIGOE	05/24/1971	Active	5	0	0	0	0.00%	5		24				S,M,VP,SC	N/R		\$78.36
24639	TOKYO TOSHIMA	02/01/1966	Active	50	3	0	3	6.38%	48		4			N	M,SC	0		\$2,829.49
24556	TOKYO TSUKIJI	12/13/1963	Active	6	1	1	0	0.00%	7	0	8		2		T,M,VP,SC	24+		\$1,000.00
24571	TOKYO UENO	06/28/1962	Active	32	4	0	4	14.29%	31		3				P,T,M,VP,SC	1		\$455.08
29978	TOKYO UENO HIGASHI	11/22/1974	Active	30	5	0	5	20.00%	25		3			N	VP,SC	4		\$261.18
Exc Award (06/30/2016, 06/30/2018)																		
24654	TOKYO UGUISUDANI	06/23/1970	Active	19	0	0	0	0.00%	20		10			N	T,M,SC	0		\$557.49
58062	TOKYO WEST	03/28/1996	Active	11	1	6	-5	-31.25%	22	12	0				T,M,VP,SC	2		\$125.49
67158	TOKYO WILL	01/27/2003	Active	110	5	14	-9	-7.56%	119	7	2				VP	0		\$746.29
Exc Award (06/30/2016, 06/30/2023, 06/30/20)																		
24607	TOKYO YAMANOTE	12/18/1965	Active	18	2	5	-3	-14.29%	21	12	3		3		P,T,M,VP,SC	0		\$186.43
24602	TOKYO YANAGIBASHI	08/28/1964	Active	14	0	1	-1	-6.67%	14	1	0				M,VP,SC	24+		\$289.28
24539	TOKYO YOKOTA	10/01/1970	Active	28	2	1	1	3.70%	29	0	5				M,VP,SC	N/R		\$3,685.82
Exc Award (06/30/2018, 06/30/2019)																		
123454	Tokyo Yusui	10/24/2014	Active	23	0	2	-2	-8.00%	32	5	6			N	P,S,M,VP,SC	N/A		\$1,000.00



Club Health Assessment for District 330 A through April 2025

			Status	Membership						Reports					Finance	LCIF	
Club Number	Club Name	Charter Date		Current Member Count	YTD Members Added	YTD Members Dropped	YTD Net Growth	YTD Net Growth%	Member Count 12 Months Ago	Avg. length of service for members	Months Since Last MMR ***	Yrs. Since Last Officer Report	President Rotation	Vice President Reported ****	Months Since Last Activity Report ***	Account Balance	Donations for current Fiscal Year
			Number of times on status quo within last two years	If below 15 members appears				If net loss is greater than 20% appears			If no report in 3 months appears in	When more than one year appears in	Number of repeat terms	Notes the officers that do not have an active	If no report at 12 months appears in red		

Clubs Cancelled Previous Fiscal Year – Clubs Cancelled within last 12 months may be reinstated

Club Number	Club Name	Charter Date	Current Status*	Cancellation Date
24544	TOKYO EBARA	02/15/1973	Cancelled(6*)	06/29/2024
123444	Tokyo Harmony	10/24/2014	Cancelled(6*)	12/29/2023
58779	TOKYO JINGUMAE	10/18/1996	Cancelled(7*)	12/29/2023
24619	TOKYO KOMAGOME	09/28/1965	Cancelled(6*)	06/29/2024
24574	TOKYO KOOHOKU	12/13/1961	Cancelled(6*)	06/29/2024
24627	TOKYO SUGINAMI HIGASHI	11/16/1966	Cancelled(6*)	06/29/2024
141417	Tokyo Tsubaki	04/08/2020	Cancelled(6*)	06/29/2024
24611	TOKYO UENO MINAMI	09/09/1965	Cancelled(6*)	06/29/2024

Current Total Clubs Count	YTD New Clubs Count	YTD Cancelled Clubs Count	YTD Net Club Gain	Current Total Members Count	YTD Add	YTD Drop	YTD Net Growth	YTD Net Growth %	Member Count 12 Months Ago	Average Member Count Per Club	% of Clubs with less than 20 members	% No MMR in 3 Months	% No Officer Report in 12 Months	% of Clubs with balance 90+ days	Number of Clubs in Status Quo	% Status Quo Clubs in Financial Suspension	Number of Cancelled Clubs	Average Cancelled Club Age	Members Lost Due to Cancellation	% of Clubs Cancelled for Non-Financial Reasons
181	1	1	0	4,628	395	437	-42	-0.90%	5,118	26	47%	61%	2%	1%	0	0%	1	345	7	100%

* - P - Priority Club. Cancellation Reasons: 1-Objectives/conduct, 2-Non-active club, 5-Non-existing club, 6-Disbanding, 7-Merger, 8-Financial Suspension, 9-District/Multiple District Dues.

** - Abbreviation: P-President, S-Secretary, T-Treasurer, M-Member Chairperson, VP-First Vice President, MC-Communications Chairperson, SC-Service Chairperson

*** - Abbreviation: N/R - Never reported using the Lions Clubs website, N/A - Not applicable, No password registered for the Lions Clubs website.

**** - Abbreviation: N - New, IP - Immediate Past, R - Repeat.



Club Health Assessment for District 330 B through April 2025

			Status	Membership						Reports					Finance		LCIF	
Club Number	Club Name	Charter Date		Current Member Count	YTD Members Added	YTD Members Dropped	YTD Net Growth	YTD Net Growth%	Member Count 12 Months Ago	Avg. length of service for dropped members	Months Since Last MMR ***	Yrs. Since Last Officer Report	President Rotation	Vice President Reported ****	Months Since Last Activity Report ***	Account Balance	Donations for current Fiscal Year	
			Number of times on status quo within last two years	If below 15 members appears				If net loss is greater than 20% appears			If no report in 3 months appears in	When more than one year appears in	Number of repeat terms		Notes the officers that do not have an active	If no report at 12 months appears in red		
Clubs less than two years old																		
178794	Kamakura Kuzuharaoka	10/09/2024	Active	21	21	0	21	100.00%	0		3				P,VP,SC	N/A		
Clubs more than two years old																		
25024	ATSUGI	03/06/1966	Active	33	0	0	0	0.00%	33		10				P,S,T,M,VP SC	12		\$10,260.44
45551	ATSUGI MOMIJI	11/26/1985	Active	19	1	0	1	5.56%	18		4				T,M,VP,SC	10		\$2,400.06
117909	ATSUGI MULBERRY	09/27/2012	Active	20	0	1	-1	-4.76%	21	11	7				S,T,M,VP,SC	N/A		\$1,150.11
Exc Award (06/30/2017)																		
39596	ATSUGI SATSUKI	03/18/1981	Active	30	5	1	4	15.38%	27	30	3				S,T,M,VP,SC	1		\$4,570.00
Exc Award (06/30/2019, 06/30/2022)																		
29606	AYASE	06/18/1974	Active	27	0	0	0	0.00%	27		10			N	M,SC	3		\$1,600.07
Exc Award (06/30/2021, 06/30/2022, 06/30/2023)																		
29425	CHIGASAKI GREEN	05/30/1974	Active	13	0	1	-1	-7.14%	15	51	2			N	M,SC	8		
97611	CHIGASAKI OCEAN	08/07/2006	Active	24	3	2	1	4.35%	23	18	4				M,VP,SC	24+		\$3,200.00
49075	EBINA ASUKA	12/05/1988	Active	35	5	0	5	16.67%	30		0			N	M,SC	6		\$4,134.74
Exc Award (06/30/2020, 06/30/2023, 06/30/2024)																		
25027	ENZAN	11/01/1962	Active	22	0	0	0	0.00%	22		13			N	T,M,SC	0		\$2,380.00
Exc Award (06/30/2021)																		
25036	FUEFUKI	12/19/1963	Active	36	15	0	15	71.43%	20		0				T,M,VP,SC	15		\$24,440.07
25028	FUJISAWA	11/20/1963	Active	44	7	2	5	12.82%	39	8	1			N		1		\$51,866.01
Exc Award (06/30/2016, 06/30/2017, 06/30/2020)																		
67386	FUJISAWA ACTY	03/04/2003	Active	16	1	0	1	6.67%	16		9				VP,SC	9		\$1,000.01
31204	FUJISAWA CHUO	09/19/1975	Active	21	2	2	0	0.00%	21	27	3				M,VP,SC	14		\$7,210.03
Exc Award (06/30/2017)																		
60387	FUJISAWA LIFE	02/17/1998	Active	20	0	2	-2	-9.09%	23	10	1			N	T,VP,SC	24+		\$2,000.00
25029	FUJISAWA SHONAN	09/21/1973	Active	33	1	1	0	0.00%	33	46	1				VP	0		\$3,500.01
25030	FUJIYOSHIDA	07/15/1962	Active	24	0	11	-11	-31.43%	38	14	0				S,M,VP,SC	6		\$3,300.03
Exc Award (06/30/2017, 06/30/2019)																		




Club Health Assessment for District 330 B through April 2025

			Status	Membership							Reports					Finance	LCIF
Club Number	Club Name	Charter Date		Current Member Count	YTD Members Added	YTD Members Dropped	YTD Net Growth	YTD Net Growth%	Member Count 12 Months Ago	Avg. length of service for dropped members	Months Since Last MMR ***	Yrs. Since Last Officer Report	President Rotation	Vice President Reported ****	Months Since Last Activity Report ***	Account Balance	Donations for current Fiscal Year
			Number of times on status quo within last two years	If below 15 members appears				If net loss is greater than 20% appears			If no report in 3 months appears in	When more than one year appears in	Number of repeat terms	Notes the officers that do not have an active	If no report at 12 months appears in red		
45034	FUJIYOSHIDA CHUO	05/07/1985	Active	33	7	0	7	26.92%	26		0			T,M,VP,SC	1		\$1,750.00
	Exc Award (06/30/2023)																
25032	HADANO	07/23/1965	Active	37	2	1	1	2.78%	37	4	8			P,T,M,VP,SC	0		\$6,270.09
	Exc Award (06/30/2017)																
41629	HADANO AZUMA	06/21/1982	Active	35	2	0	2	6.06%	34		0			S,T,M,VP,SC	0		\$1,200.01
	Exc Award (06/30/2017, 06/30/2018, 06/30/2020)																
38388	HADANO TANZAWA	04/18/1980	Active	22	2	0	2	10.00%	22		7		2	VP,SC	0		\$360.01
	Exc Award (06/30/2018, 06/30/2020)																
25031	HAKONE	12/08/1961	Active	34	5	3	2	6.25%	32	32	1			M,VP,SC	24+		\$1,000.00
25033	HIRATSUKA	09/25/1962	Active	24	1	2	-1	-4.00%	26	18	2			S,VP	6		\$2,700.01
25034	HIRATSUKA NADESHIKO	11/20/1970	Active	16	0	0	0	0.00%	16		10		2	P,M,VP,SC	6		\$500.02
51037	HIRATSUKA SHONAN	10/31/1990	Active	20	0	0	0	0.00%	21		10			M,VP,SC	6		\$700.01
	Exc Award (06/30/2023)																
25071	HOKUTO	11/05/1964	Active	31	0	0	0	0.00%	32		10			M,VP,SC	1		\$3,680.00
25037	ISEHARA	10/03/1965	Active	43	3	2	1	2.38%	45	28	3			S,T,M,VP,SC	6		\$1,200.05
43686	ISEHARA HIKARI	03/12/1984	Active	21	2	0	2	10.53%	23		7			P,S,T,M,VP,SC	6		\$100.00
25038	IZU OSHIMA	10/03/1964	Active	11	0	2	-2	-15.38%	13	12	1		3	S,T,M,VP,SC	24+		\$240.07
25040	KAMAKURA	11/27/1966	Active	19	6	6	0	0.00%	21	13	4			M,VP,SC	5		\$1,904.05
44690	KAMAKURA NISHI	02/04/1985	Active	14	1	0	1	7.69%	13		8			P,S,T,SC	24+		\$340.07
25056	KATSUNUMA YAMATO	01/19/1964	Active	18	0	1	-1	-5.26%	21	3	3			N,SC	24+		\$2,000.00
	Exc Award (06/30/2021)																
25059	KAWAGUCHIKO	07/14/1968	Active	22	2	1	1	4.76%	18	8	5			M,VP,SC	3		\$210.00
	Exc Award (06/30/2016, 06/30/2017, 06/30/2020)																
25044	KAWASAKI	11/07/1962	Active	30	0	2	-2	-6.25%	32	57	4			P,T,M,VP,SC	11		\$1,559.94
25043	KAWASAKI AOI	08/07/1972	Active	24	0	1	-1	-4.00%	29	18	4			S,T,M,VP,SC	9		\$1,250.00
33981	KAWASAKI FUJIMI	05/31/1977	Active	33	4	0	4	13.79%	30		1			P,T,M,VP,SC	5		\$5,951.66
	Exc Award (06/30/2016, 06/30/2017, 06/30/2020)																



Club Health Assessment for District 330 B through April 2025

			Status	Membership							Reports					Finance	LCIF				
Club Number	Club Name	Charter Date		Current Member Count	YTD Members Added	YTD Members Dropped	YTD Net Growth	YTD Net Growth%	Member Count 12 Months Ago	Avg. length of service for dropped members	Months Since Last MMR ***	Yrs. Since Last Officer Report	President Rotation	Vice President Reported ****	Months Since Last Activity Report ***	Account Balance	Donations for current Fiscal Year				
			Number of times on status quo within last two years	If below 15 members appears					If net loss is greater than 20% appears						If no report in 3 months appears in	When more than one year appears in	Number of repeat terms	Notes the officers that do not have an active	If no report at 12 months appears in red		
25050	KAWASAKI HIGASHI	06/24/1966	Active	15	0	0	0	0.00%	16		10			N	S,T,M,VP,SC	24+		\$198.84			
43687	KAWASAKI HOYU	03/14/1984	Active	15	0	1	-1	-6.25%	16	34	2		None		P,S,T,M,VP SC	24+		\$2,170.00			
47039	KAWASAKI IKUTA	03/09/1987	Active	30	0	4	-4	-11.76%	35	7	2				P,S,T,M,VP SC	24+		\$1,500.00			
25051	KAWASAKI INADA	03/26/1967	Active	28	1	0	1	3.70%	28		5			R	P,T,M,VP,SC	24+		\$1,780.02			
25057	KAWASAKI KITA	12/08/1963	Active	14	0	0	0	0.00%	14		21		None		P,S,T,M,VP SC	24+					
45475	KAWASAKI LIBERTY	10/07/1985	Active	31	4	0	4	14.81%	26		9				P,M,VP,SC	2		\$10,600.01			
25058	KAWASAKI MINAMI	04/26/1964	Active	32	3	1	2	6.67%	30	3	5			N	T,VP	24+		\$7,429.54			
25042	KAWASAKI NAKAHARA	06/21/1969	Active	11	0	1	-1	-8.33%	12	9	5			N	T	1		\$1,300.00			
25049	KAWASAKI NISHI	07/25/1965	Active	26	3	0	3	13.04%	24		0			N	S,T,M,VP,SC	2		\$1,000.01			
Exc Award (06/30/2019)																					
25054	KAWASAKI RINKAI	05/06/1968	Active	18	0	0	0	0.00%	22		11			N	S,M,SC	24+		\$2,115.47			
29166	KAWASAKI SHIRAYURI	04/03/1974	Active	15	1	0	1	7.14%	15		2			N	S,M,VP,SC	1		\$850.01			
25047	KAWASAKI TAJIMA	05/15/1965	Active	27	5	0	5	22.73%	25		3				S,M,VP,SC	11		\$7,200.05			
Exc Award (06/30/2021)																					
25055	KAWASAKI TAMAGAWA	05/24/1968	Active	12	0	2	-2	-14.29%	17	40	2				M,VP,SC	16		\$2,000.01			
43295	KAWASAKI TATSUMI	12/27/1983	Active	11	1	0	1	10.00%	11		1				M,VP,SC	2		\$140.00			
25062	KOFU	10/17/1957	Active	69	8	0	8	13.11%	62		1			N	SC	1		\$1,960.07			
25061	KOFU CHUO	07/22/1965	Active	28	2	0	2	7.69%	27		6				P,M,VP,SC	1		\$520.00			
56372	KOFU CITY	12/13/1994	Active	31	1	0	1	3.33%	31		9			N	M,SC	0		\$440.00			
Exc Award (06/30/2018)																					
32454	KOFU FUJI	06/24/1976	Active	9	0	5	-5	-35.71%	13	6	5		None		P,S,T,M,VP SC	24+					
48405	KOFU KITA	04/11/1988	Active	18	2	0	2	12.50%	16		5				M,VP,SC	22		\$320.03			
Exc Award (06/30/2020, 06/30/2024)																					
52129	KOFU MAIZURU	10/29/1991	Active	17	0	0	0	0.00%	18		10				VP,SC	0		\$1,000.00			
Exc Award (06/30/2017, 06/30/2018, 06/30/20)																					
25064	KOFU MINAMI	06/25/1970	Active	28	1	1	0	0.00%	27	1	2			N	P,S,T,M,VP SC	1		\$1,500.00			



Club Health Assessment for District 330 B through April 2025

			Status	Membership						Reports					Finance	LCIF	
Club Number	Club Name	Charter Date		Current Member Count	YTD Members Added	YTD Members Dropped	YTD Net Growth	YTD Net Growth%	Member Count 12 Months Ago	Avg. length of service for dropped members	Months Since Last MMR ***	Yrs. Since Last Officer Report	President Rotation	Vice President Reported ****	Months Since Last Activity Report ***	Account Balance	Donations for current Fiscal Year
			Number of times on status quo within last two years	If below 15 members appears				If net loss is greater than 20% appears			If no report in 3 months appears in	When more than one year appears in	Number of repeat terms	Notes the officers that do not have an active	If no report at 12 months appears in red		
64455	KOFU WAKABA	06/25/2001	Active	21	0	0	0	0.00%	21		9			P,S,T,M,VP SC	3		\$3,000.01
140878	Koshu Fujisan	02/14/2020	Active	29	5	0	5	20.83%	31		2		N	T,M,SC	3		
Exc Award (06/30/2022)																	
25063	MINAMI-ALPS	09/18/1964	Active	64	4	1	3	4.92%	64	11	3		N	P,T,M,VP,SC	24+		\$5,200.16
25067	MINAMIASHIGARA	04/17/1973	Active	28	3	0	3	12.00%	27		0		N	P,T,M,SC	2		\$3,000.10
Exc Award (06/30/2017)																	
25068	MINOBU	10/05/1965	Active	13	2	0	2	18.18%	11		0			P,S,M,VP,SC	16		\$260.03
25070	MIURA	06/20/1965	Active	36	7	0	7	24.14%	30		2			P,S,T,M,VP SC	24+		\$5,000.08
49531	NAKAI	05/12/1989	Active	19	2	1	1	5.56%	17	3	0			P,S,T,M,VP SC	24+		
25074	NINOMIYA	11/23/1967	Active	16	0	0	0	0.00%	16		10		N	S,M,SC	24+		
25073	NIRASAKI	12/06/1962	Active	40	1	1	0	0.00%	44	37	3			M,VP	4		\$2,150.00
25075	ODAWARA	04/17/1961	Active	49	4	0	4	8.89%	47		0		N	P,T,SC	1		\$10,170.11
Exc Award (06/30/2022, 06/30/2024)																	
46609	ODAWARA MATSUKAZE	10/27/1986	Active	33	4	0	4	13.79%	32		0		N	T,SC	13		\$5,770.06
Exc Award (06/30/2023)																	
36172	ODAWARA SHIRAUME	10/23/1978	Active	68	11	2	9	15.25%	60	19	0			M,VP,SC	0		\$31,091.22
Exc Award (06/30/2018, 06/30/2024)																	
25076	OISO	11/30/1969	Active	14	1	0	1	7.69%	15		9			M,VP,SC	24+		\$1,400.01
43688	RYUO	03/05/1984	Active	19	0	1	-1	-5.00%	21	10	4		R	S,T,M,VP,SC	9		\$1,000.05
Exc Award (06/30/2017, 06/30/2019)																	
25078	SAGAMIHARA	06/14/1966	Active	12	0	1	-1	-7.69%	14	23	4		None	P,S,M,VP,SC	6		\$1,470.02
150576	Sagamihara Arch	04/27/2022	Active	20	0	1	-1	-4.76%	22	3	2		N	S,VP,SC	0		\$354.00
Exc Award (06/30/2023)																	
33123	SAGAMIHARA CHUO	12/13/1976	Active	19	1	0	1	5.56%	18		7		N	M,SC	2		\$1,800.05
89103	SAGAMIHARA CITY	08/12/2005	Active	49	2	4	-2	-3.92%	52	9	3		N		7		\$6,130.12
Exc Award (06/30/2020, 06/30/2022)																	
52138	SAGAMIHARA KEYAKI	11/04/1991	Active	14	0	2	-2	-12.50%	16	1	3		N	P,T,SC	12		



Club Health Assessment for District 330 B through April 2025

			Status	Membership							Reports					Finance	LCIF
Club Number	Club Name	Charter Date		Current Member Count	YTD Members Added	YTD Members Dropped	YTD Net Growth	YTD Net Growth%	Member Count 12 Months Ago	Avg. length of service for dropped members	Months Since Last MMR ***	Yrs. Since Last Officer Report	President Rotation	Vice President Reported ****	Months Since Last Activity Report ***	Account Balance	Donations for current Fiscal Year
			Number of times on status quo within last two years	If below 15 members appears				If net loss is greater than 20% appears			If no report in 3 months appears in	When more than one year repeat appears in	Number of repeat terms	Notes the officers that do not have an active	If no report at 12 months red		
37886	SAMUKAWA	12/10/1979	Active	16	2	3	-1	-5.88%	17	10	7			T,M,VP,SC	6		
	Exc Award (06/30/2017, 06/30/2019)																
116808	SHINYOKOHAMA	05/08/2012	Active	13	0	0	0	0.00%	13		13			M,VP,SC	N/A		\$2,000.01
25081	TSURU	07/01/1963	Active	50	4	3	1	2.04%	51	9	2			S,M,VP,SC	13		\$1,170.10
	Exc Award (06/30/2016)																
25082	UENOHARA	11/04/1963	Active	35	0	3	-3	-7.89%	38	10	5		None	P,S,T,M,VP SC	24+	90+ Days	\$5,270.00
25083	YAMAKITA	12/12/1970	Active	43	6	1	5	13.16%	38	10	6		N	SC	2		\$1,900.10
	Exc Award (06/30/2021)																
25084	YAMANASHI	08/24/1963	Active	35	0	0	0	0.00%	35		8			N	P,M,VP,SC	3	\$1,351.15
63894	YAMANASHI CHUO	01/04/2001	Active	14	1	1	0	0.00%	14	29	6		None	P,S,T,M,VP SC	24+		
	Exc Award (06/30/2018)																
124688	Yamanashi Fujisakura	04/23/2015	Active	17	2	0	2	13.33%	14		4		3	N	M,SC	2	\$250.00
25086	YAMATO CHUO CITY	06/22/1972	Active	27	5	12	-7	-20.59%	35	4	0			M,VP,SC	21		\$7,827.74
	Exc Award (06/30/2018, 06/30/2019, 06/30/20)																
31205	YAMATO LIBERTY	09/19/1975	Active	19	1	0	1	5.56%	19		0			N	T,M,SC	4	\$1,140.00
	Exc Award (06/30/2017)																
25093	YOKOHAMA	07/29/1952	Active	35	3	1	2	6.06%	34	0	2			N	M,SC	0	\$5,000.01
	Exc Award (06/30/2023, 06/30/2024)																
58432	YOKOHAMA AOBA	06/17/1996	Active	26	2	0	2	8.33%	25		4			S,T,M,VP,SC	21		\$500.01
25112	YOKOHAMA ASAHI	06/14/1969	Active	24	0	2	-2	-7.69%	29	41	2			T,M,VP,SC	1		\$2,000.03
	Exc Award (06/30/2018, 06/30/2019)																
62062	YOKOHAMA BAYCITY	06/08/1999	Active	9	0	0	0	0.00%	9		13			T,M,VP,SC	24+		\$2,000.00
67700	YOKOHAMA BELL	04/15/2003	Active	14	0	0	0	0.00%	14		34			P,T,M,VP,SC	12		
25117	YOKOHAMA CHOJA	04/17/1971	Active	4	0	0	0	0.00%	4		10			VP,SC	6		\$500.00
25092	YOKOHAMA CHUO	01/25/1964	Active	20	1	2	-1	-4.76%	23	2	0			M,VP,SC	0		\$2,700.01
	Exc Award (06/30/2023)																
115197	YOKOHAMA CHUOICHIBA	09/28/2011	Active	23	1	2	-1	-4.17%	25	2	0			S,T,M,VP,SC	N/A		\$200.00
122849	Yokohama East	07/31/2014	Active	18	0	0	0	0.00%	18		13			P,S,M,VP,SC	24+		\$100.00




Club Health Assessment for District 330 B through April 2025

			Status	Membership							Reports					Finance		LCIF
Club Number	Club Name	Charter Date		Current Member Count	YTD Members Added	YTD Members Dropped	YTD Net Growth	YTD Net Growth%	Member Count 12 Months Ago	Avg. length of service for dropped members	Months Since Last MMR ***	Yrs. Since Last Officer Report	President Rotation	Vice President Reported ****	Months Since Last Activity Report ***	Account Balance	Donations for current Fiscal Year	
			Number of times on status quo within last two years	If below 15 members appears				If net loss is greater than 20% appears			If no report in 3 months appears in	When more than one year appears in	Number of repeat terms		Notes the officers that do not have an active	If no report at 12 months appears in red		
25089	YOKOHAMA FUJI Exc Award (06/30/2017)	04/10/1972	Active	14	0	0	0	0.00%	15		11				P,S,M,VP,SC	24+		\$560.03
33911	YOKOHAMA HIGASHITOTSUKA Exc Award (06/30/2016, 06/30/2018)	05/11/1977	Active	30	0	0	0	0.00%	32		10				M,VP,SC	1		\$5,400.11
31955	YOKOHAMA HIKARI Exc Award (06/30/2021)	03/30/1976	Active	22	0	0	0	0.00%	24		10			N	T,M,SC	10		\$3,041.38
25094	YOKOHAMA HODOGAYA	03/29/1966	Active	15	0	0	0	0.00%	16		10				M,VP,SC	12		\$4,270.01
29168	YOKOHAMA ISEZAKI	04/03/1974	Active	14	1	2	-1	-6.67%	18	36	4				T,M,VP,SC	8		\$1,000.00
25101	YOKOHAMA ISOGO	06/11/1966	Active	19	3	2	1	5.56%	20	13	2				M,VP,SC	6		\$200.00
25121	YOKOHAMA ISOGONISHI Exc Award (06/30/2017)	03/16/1972	Active	15	1	1	0	0.00%	15	10	3				M,VP,SC	12		\$4,075.07
50733	YOKOHAMA IZUMI	06/18/1990	Active	27	3	2	1	3.85%	29	0	1			N	S,T,M,SC	0		\$500.00
25114	YOKOHAMA KINKO Exc Award (06/30/2021)	04/10/1971	Active	86	9	8	1	1.18%	83	7	0				M,VP,SC	21		\$9,070.03
25088	YOKOHAMA KOTOBUKI	09/24/1973	Active	25	3	3	0	0.00%	25	11	4			N	P,M,SC	24+		\$2,000.00
25097	YOKOHAMA KOUNAN	03/20/1965	Active	18	0	2	-2	-10.00%	21	20	4				P,S,T,M,VP SC	12		\$4,400.04
33912	YOKOHAMA KOUNANDAI Exc Award (06/30/2017, 06/30/2018, 06/30/2021)	05/18/1977	Active	33	4	6	-2	-5.71%	34	5	1				M,VP,SC	2		\$2,000.01
29167	YOKOHAMA LIBERTY Exc Award (06/30/2018)	04/04/1974	Active	16	2	1	1	6.67%	20	0	3				P,T,VP,SC	6		\$1,000.00
25122	YOKOHAMA MEI YING Exc Award (06/30/2021)	06/20/1970	Active	25	4	0	4	19.05%	19		5				M,VP,SC	24+		\$1,970.07
25124	YOKOHAMA MIDORI	02/28/1971	Active	30	1	3	-2	-6.25%	33	18	2			N	M	2		\$3,340.12
29820	YOKOHAMA MINATO MARINE	09/16/1974	Active	11	0	4	-4	-26.67%	21	11	0			N	M	24+		\$100.00
52180	YOKOHAMA MINATO MIRAI Exc Award (06/30/2018)	11/22/1991	Active	24	1	0	1	4.35%	23		9				T,M,VP,SC	19		\$480.00
25107	YOKOHAMA MINATO-BASHAMICHI	04/06/1968	Active	29	3	4	-1	-3.33%	34	9	0			N	SC	11		\$2,200.04



Club Health Assessment for District 330 B through April 2025

			Status	Membership						Reports					Finance	LCIF		
Club Number	Club Name	Charter Date		Current Member Count	YTD Members Added	YTD Members Dropped	YTD Net Growth	YTD Net Growth%	Member Count 12 Months Ago	Avg. length of service for dropped members	Months Since Last MMR ***	Yrs. Since Last Officer Report	President Rotation	Vice President Reported ****	Months Since Last Activity Report ***	Account Balance	Donations for current Fiscal Year	
			Number of times on status quo within last two years	If below 15 members appears					If net loss is greater than 20% appears			If no report in 3 months appears in	When more than one year appears in	Number of repeat terms	Notes the officers that do not have an active	If no report at 12 months appears in red		
Exc Award (06/30/2021)																		
53834	YOKOHAMA MOTOMACHI	11/17/1992	Active	8	1	0	1	14.29%	8		8			M,VP,SC	15		\$870.01	
62527	YOKOHAMA NAKA	11/23/1999	Active	83	21	3	18	27.69%	65	8	0		2	M,VP,SC	1		\$2,620.00	
Exc Award (06/30/2017, 06/30/2019, 06/30/20)																		
116437	YOKOHAMA OHBIRIN	03/27/2012	Active	36	15	9	6	20.00%	31	2	1			M,VP,SC	N/A			
25087	YOKOHAMA OHTORI COSMOPOLITAN	12/04/1973	Active	13	2	0	2	18.18%	11		3			N S,VP	24+		\$2,000.00	
28116	YOKOHAMA PORT HILL	03/06/1974	Active	26	0	2	-2	-7.14%	28	25	7			N T,VP	8			
Exc Award (06/30/2017, 06/30/2018, 06/30/20)																		
25116	YOKOHAMA SEASIDE	04/05/1970	Active	8	2	3	-1	-11.11%	9	11	7			M,VP,SC	8	90+ Days	\$1,407.10	
28072	YOKOHAMA SEYA	02/06/1974	Active	15	0	2	-2	-11.76%	17	10	4		2	M,VP,SC	24+			
101561	YOKOHAMA SUNSET 21	03/18/2008	Active	50	6	0	6	13.64%	42		2			M,VP,SC	10		\$9,840.05	
Exc Award (06/30/2016, 06/30/2017, 06/30/20)																		
41630	YOKOHAMA TACHIBANA	06/21/1982	Active	21	0	2	-2	-8.70%	23	27	4			M,VP,SC	17		\$5,001.89	
Exc Award (06/30/2017, 06/30/2018, 06/30/20)																		
25104	YOKOHAMA TOTSUKA	12/05/1964	Active	17	1	0	1	6.25%	15		3			P,M,VP,SC	1		\$2,510.01	
Exc Award (06/30/2018)																		
46259	YOKOHAMA TOTSUKA CHUO	05/27/1986	Active	26	2	0	2	8.33%	23		2			T,M,VP,SC	1		\$3,900.08	
25105	YOKOHAMA TSURUMI	06/29/1963	Active	13	0	1	-1	-7.14%	14	11	4		None	P,T,M,VP,SC	5		\$2,600.07	
44401	YOKOHAMA TSURUMI NISHI	11/28/1984	Active	25	0	1	-1	-3.85%	26	11	9			N T,M,SC	24+		\$1,000.00	
Exc Award (06/30/2017, 06/30/2018, 06/30/20)																		
54176	YOKOHAMA TSUZUKI	03/01/1993	Active	40	2	0	2	5.26%	38		4			N S,M,SC	0		\$3,260.00	
25111	YOKOHAMA YAMATE	05/23/1968	Active	9	4	0	4	80.00%	5		3		2	T,M,VP,SC	5		\$500.82	
124907	Yokohama-Kawasaki Rainbow	05/26/2015	Active	8	0	0	0	0.00%	10		10		2	P,S,M,VP,SC	N/A			
25113	YOKOSUKA	01/18/1964	Active	37	7	6	1	2.78%	40	4	0			N M,SC	0		\$5,530.04	
Exc Award (06/30/2021, 06/30/2023)																		
25118	YOKOSUKA CHUO	02/22/1969	Active	32	2	3	-1	-3.03%	35	26	0			N M,SC	5		\$1,300.00	
25123	YOKOSUKA HIGASHI	05/26/1972	Active	21	1	1	0	0.00%	21	1	4			N	1		\$540.00	



Club Health Assessment for District 330 B through April 2025

			Status	Membership							Reports					Finance	LCIF	
Club Number	Club Name	Charter Date		Current Member Count	YTD Members Added	YTD Members Dropped	YTD Net Growth	YTD Net Growth%	Member Count 12 Months Ago	Avg. length of service for dropped members	Months Since Last MMR ***	Yrs. Since Last Officer Report	President Rotation	Vice President Reported ****	Months Since Last Activity Report ***	Account Balance	Donations for current Fiscal Year	
			Number of times on status quo within last two years	If below 15 members appears				If net loss is greater than 20% appears			If no report in 3 months appears in	When more than one year appears in	Number of repeat terms		Notes the officers that do not have an active	If no report at 12 months appears in red		
25120	YOKOSUKA KINUGASA	12/21/1972	Active	3	0	0	0	0.00%	5		11				M,VP,SC	24+		\$100.51
25090	YOKOSUKA KITA	02/29/1972	Active	19	1	4	-3	-13.64%	24	23	1			N	M,VP	9		\$2,800.01
	Exc Award (06/30/2017)																	
32453	YOKOSUKA MIKASA	06/24/1976	Active	13	0	0	0	0.00%	13		9			N	M,VP,SC	9		\$9,215.44
25126	YOKOSUKA MINAMI	02/27/1971	Active	8	0	0	0	0.00%	9		10		2	R		10		\$1,000.01
25127	YUGAWARA	05/13/1963	Active	8	1	2	-1	-11.11%	13	15	4				S,M,VP,SC	1		

Clubs Cancelled Previous Fiscal Year – Clubs Cancelled within last 12 months may be reinstated

Club Number	Club Name	Charter Date	Current Status*	Cancellation Date
29607	KOFU HIGASHI	06/25/1974	Cancelled(6*)	06/29/2024
43569	SAGAMIHARA GREEN	02/15/1984	Cancelled(6*)	06/29/2024
37142	YOKOHAMA HONGO	05/15/1979	Cancelled(6*)	06/29/2024
49565	YOKOHAMA KANAZAWA MARINE	05/30/1989	Cancelled(6*)	06/29/2024
68652	YOKOHAMA SENIOR	04/17/2003	Cancelled(6*)	06/29/2024

Current Total Clubs Count	YTD New Clubs Count	YTD Cancelled Clubs Count	YTD Net Club Gain	Current Total Members Count	YTD Add	YTD Drop	YTD Net Growth	YTD Net Growth %	Member Count 12 Months Ago	Average Member Count Per Club	% of Clubs with less than 20 members	% No MMR in 3 Months	% No Officer Report in 12 Months	% of Clubs with balance 90+ days	Number of Clubs in Status Quo	% Status Quo Clubs in Financial Suspension	Number of Cancelled Clubs	Average Cancelled Club Age	Members Lost Due to Cancellation	% of Clubs Cancelled for Non-Financial Reasons
137	1	0	1	3,407	308	180	128	3.90%	3,402	25	42%	63%	0%	1%	0	0%	0	0	0	0%

* - P - Priority Club. Cancellation Reasons: 1-Objectives/conduct, 2-Non-active club, 5-Non-existing club, 6-Disbanding, 7-Merger, 8-Financial Suspension, 9-District/Multiple District Dues.

** - Abbreviation: P-President, S-Secretary, T-Treasurer, M-Member Chairperson, VP-First Vice President, MC-Communications Chairperson, SC-Service Chairperson

*** - Abbreviation: N/R - Never reported using the Lions Clubs website, N/A - Not applicable, No password registered for the Lions Clubs website.

**** - Abbreviation: N - New, IP - Immediate Past, R - Repeat.



Club Health Assessment for District 330 C through April 2025

			Status	Membership							Reports					Finance	LCIF	
Club Number	Club Name	Charter Date		Current Member Count	YTD Members Added	YTD Members Dropped	YTD Net Growth	YTD Net Growth%	Member Count 12 Months Ago	Avg. length of service for dropped members	Months Since Last MMR ***	Yrs. Since Last Officer Report	President Rotation	Vice President Reported ****	Months Since Last Activity Report ***	Account Balance	Donations for current Fiscal Year	
			Number of times on status quo within last two years	If below 15 members appears				If net loss is greater than 20% appears			If no report in 3 months appears in	When more than one year appears in	Number of repeat terms		Notes the officers that do not have an active	If no report at 12 months appears in red		
Clubs less than two years old																		
180725	Kawagoe Aoi Kojinkai	02/09/2025	Newly Chartered	20	20	0	20	100.00%	0		2				T,M,VP,SC	N/A		
180720	Kawagoe Aoi Nippon Sefty Engineer	02/09/2025	Newly Chartered	20	20	0	20	100.00%	0		2				T,M,VP,SC	N/A		
158059	Saitama Smile	04/24/2024	Active	23	1	4	-3	-11.54%	26	2	3		None		P,M,VP,SC	N/R		
Clubs more than two years old																		
24508	AGEO	04/09/1973	Active	53	4	8	-4	-7.02%	68	27	0				S,T,M,VP,SC	24+		\$7,050.03
45257	AGEO CHUO	06/11/1985	Active	15	1	0	1	7.14%	14		6				P,T,M,VP,SC	24+		\$1,000.00
24510	ASAKA	04/18/1972	Active	36	1	1	0	0.00%	43	36	0				M,VP,SC	8		\$2,000.00
24511	CHICHIBU	10/20/1963	Active	35	4	3	1	2.94%	35	31	3		None		P,S,T,M,VP SC	24+		
36027	CHICHIBU CHUO	08/25/1978	Active	43	3	0	3	7.50%	41		1			N	SC	1		\$3,050.00
36639	FUJIMI	02/07/1979	Active	20	0	0	0	0.00%	23		10			N	P,SC	1		
31287	FUKAYA	10/08/1975	Active	39	0	3	-3	-7.14%	41	24	3			N	M,SC	10		\$1,600.00
24516	GYODA	01/18/1973	Active	25	0	1	-1	-3.85%	28	5	3			N	S,M,SC	23		\$400.00
24520	HANNO	02/21/1972	Active	35	4	1	3	9.38%	33	0	5			N	SC	10		
43958	HANYU	05/11/1984	Active	6	0	0	0	0.00%	6		13				P,T,M,VP,SC	24+		
31288	HASUDA	10/08/1975	Active	35	3	1	2	6.06%	34	45	0			N	SC	1		\$1,000.00
Exc Award (06/30/2017)																		
39107	HIDAKA MUSASHI L C	11/26/1980	Active	7	1	0	1	16.67%	12		1				P,M,VP,SC	24+		
29976	HIGASHIMATSUYAMA	11/29/1974	Active	10	0	1	-1	-9.09%	11	1	7				P,S,T,M,VP SC	24+		\$450.00
24523	HONJO	11/19/1971	Active	26	1	0	1	4.00%	26		9				P,M,VP,SC	2		
36420	INA	12/29/1978	Active	41	9	3	6	17.14%	35	31	0				P,T,M,VP,SC	22		\$1,678.07
24524	IRUMA	04/27/1967	Active	19	0	0	0	0.00%	19		1				M,VP,SC	6		
24525	IWATSUKI	03/30/1966	Active	71	4	0	4	5.97%	69		0			N	S,T,M	12		\$13,800.25
24527	KASUKABE	10/28/1965	Active	50	11	0	11	28.21%	40		0			N	M,SC	4		\$4,300.01




Club Health Assessment for District 330 C through April 2025

			Status	Membership							Reports					Finance		LCIF
Club Number	Club Name	Charter Date		Current Member Count	YTD Members Added	YTD Members Dropped	YTD Net Growth	YTD Net Growth%	Member Count 12 Months Ago	Avg. length of service for dropped members	Months Since Last MMR ***	Yrs. Since Last Officer Report	President Rotation	Vice President Reported ****	Months Since Last Activity Report ***	Account Balance	Donations for current Fiscal Year	
			Number of times on status quo within last two years	If below 15 members appears				If net loss is greater than 20% appears			If no report in 3 months appears in	When more than one year appears in	Number of repeat terms	Notes the officers that do not have an active	If no report at 12 months appears in red			
33194	KASUKABE CHUO	12/31/1976	Active	10	6	2	4	66.67%	6	0	2		4	P,T,M,VP,SC	12			
154190	Kasukabe Fuji	04/18/2023	Active	18	6	5	1	5.88%	19	3	2			N	18			
24529	KAWAGOE	11/26/1965	Active	21	1	1	0	0.00%	37	2	0			M,VP,SC	10		\$455.25	
33788	KAWAGOE AOI	04/04/1977	Active	59	46	44	2	3.51%	57	1	0			R	5		126,323.04	
42137	KAWAGOE CHUO	12/20/1982	Active	40	5	6	-1	-2.44%	41	8	3		None	P,S,T,M,VP SC	23			
32030	KAWAGOE HATSUKARI	04/06/1976	Active	18	0	4	-4	-18.18%	29	37	2			N	11			
108671	KAWAGOE TSUBASA	06/17/2010	Active	12	1	1	0	0.00%	21	6	9	1	None	P,S,T,M,VP SC	24+			
24526	KAWAGUCHI	05/08/1961	Active	21	0	4	-4	-16.00%	25	17	4			N	1			
49365	KAWAGUCHI HIGASHI	03/31/1989	Active	13	0	1	-1	-7.14%	14	10	4			N	13		\$1,000.00	
37888	KAZO	12/10/1979	Active	30	5	8	-3	-9.09%	34	9	1			M,VP,SC	2			
35894	KOONOSU	06/05/1978	Active	10	0	0	0	0.00%	13		10			P,S,T,M,VP SC	16		\$1,000.00	
31290	KOSHIGAYA	10/07/1975	Active	33	3	1	2	6.45%	31	12	3			N	1		\$3,300.00	
41811	KOSHIGAYA CHUO	08/11/1982	Active	21	0	1	-1	-4.55%	24	13	2			S,T,M,VP,SC	1		\$1,000.00	
46793	KUKI	12/08/1986	Active	14	0	0	0	0.00%	14		13			M,VP,SC	17			
24530	KUMAGAYA	03/07/1966	Active	25	1	2	-1	-3.85%	26	5	3			T,VP,SC	4			
36360	MISATO	12/11/1978	Active	11	0	0	0	0.00%	11		20			N	15			
Exc Award (06/30/2017)																		
56891	MISATO NIODORI	04/26/1995	Active	20	2	0	2	11.11%	18		0			P,T,M,VP,SC	24+		\$1,000.00	
37890	MIYOSHI SAITAMA L C	12/04/1979	Active	12	2	0	2	20.00%	11		3			M,VP,SC	19		\$400.00	
34149	NIIZA CHUO	06/24/1977	Active	26	4	1	3	13.04%	23	43	2			N	16		\$1,100.00	
31291	NISHICHICHIBU L C	10/17/1975	Active	35	1	1	0	0.00%	35	2	0			S,T,M,VP,SC	0		\$1,750.00	
34714	NISHIIRUMA	11/16/1977	Active	34	1	2	-1	-2.86%	36	4	4			N	20		\$3,000.00	
37891	OGAWA	12/18/1979	Active	19	2	0	2	11.76%	18		8			N	17		\$1,900.00	
39108	OHI	11/19/1980	Active	13	0	0	0	0.00%	15		6			P,T,VP,SC	24+			
54118	OKABE	02/22/1993	Active	14	0	0	0	0.00%	14		13			P,S,M,VP,SC	19			



Club Health Assessment for District 330 C through April 2025

			Status	Membership							Reports					Finance	LCIF
Club Number	Club Name	Charter Date		Current Member Count	YTD Members Added	YTD Members Dropped	YTD Net Growth	YTD Net Growth%	Member Count 12 Months Ago	Avg. length of service for dropped members	Months Since Last MMR ***	Yrs. Since Last Officer Report	President Rotation	Vice President Reported ****	Months Since Last Activity Report ***	Account Balance	Donations for current Fiscal Year
			Number of times on status quo within last two years	If below 15 members appears				If net loss is greater than 20% appears			If no report in 3 months appears in	When more than one year appears in	Number of repeat terms	Notes the officers that do not have an active	If no report at 12 months appears in red		
33488	OKEGAWA	03/14/1977	Active	17	3	0	3	21.43%	14		3			P,S,M,VP,SC	24+		\$3,700.00
24538	OMIYA	05/14/1965	Active	29	0	0	0	0.00%	29		10			N, M,SC	16		\$300.00
53806	OMIYA CHUO GREEN	11/10/1992	Active	13	5	1	4	44.44%	22	7	4			S,T,M,VP,SC	4		\$1,000.00
Exc Award (06/30/2016, 06/30/2017)																	
30903	OMIYA HIKAWA	06/10/1975	Active	10	0	1	-1	-9.09%	11	2	7			M,VP,SC	24+		
24537	OMIYA KITA	06/19/1970	Active	38	0	0	0	0.00%	38		9		None	P,S,T,M,VP SC	13		\$1,900.00
35895	OMIYA MINUMA	06/26/1978	Active	19	1	3	-2	-9.52%	34	34	0			N, P,S,T,M,VP SC	12		\$2,303.92
Exc Award (06/30/2016)																	
57700	OMIYA SENIOR	12/28/1995	Active	12	1	1	0	0.00%	12	22	2			P,T,M,VP,SC	13		
53432	RANZAN TOKIGAWA L C	06/26/1992	Active	16	1	0	1	6.67%	16		9			N, S,T,M,SC	0		
Exc Award (06/30/2016)																	
105074	SAITAMA HARMONY	03/26/2009	Active	12	1	1	0	0.00%	12	16	9			M,VP,SC	24+		
31675	SAITAMA MINAMI ROYAL	02/03/1976	Active	29	0	1	-1	-3.33%	42	16	0			S,M,VP,SC	6		
48752	SAITAMA SAKURA	06/24/1988	Active	12	1	1	0	0.00%	13	8	4			N, SC	5		\$800.00
24658	SAITAMA YONO	11/30/1971	Active	9	0	0	0	0.00%	10		10		6	P,T,M,VP,SC	23		
29421	SAYAMA	05/30/1974	Active	23	1	0	1	4.55%	23		5			N	24+		\$1,000.01
34794	SHIRAOKA	12/05/1977	Active	11	1	1	0	0.00%	12	16	0			P,M,VP,SC	1		\$110.00
24540	SOKA	06/13/1968	Active	20	2	3	-1	-4.76%	21	8	0			T,M,VP,SC	6		\$1,900.05
56842	SUGITO	04/17/1995	Active	9	0	0	0	0.00%	10		10			M,VP,SC	1		\$105.00
24545	TODA	05/31/1972	Active	38	4	1	3	8.57%	35	22	3			N, S,T,M,SC	5		\$5,800.00
24649	TOKOROZAWA	09/11/1969	Active	7	0	0	0	0.00%	14		10			R, S,T,M,VP,SC	0		
24644	URAWA	02/14/1967	Active	6	0	1	-1	-14.29%	7	37	5			P,T,M,VP,SC	6		
24657	WAKO	12/02/1969	Active	14	0	0	0	0.00%	14		13		2	R, M,SC	1		
24656	WARABI	12/11/1965	Active	9	2	2	0	0.00%	11	2	6			M,VP,SC	14		
30992	YASHIO	06/20/1975	Active	30	3	0	3	11.11%	27		7			T,M,VP,SC	0		\$14,000.00
58630	YONO SHINTOSHIN	08/01/1996	Active	25	0	0	0	0.00%	32		8			M,VP,SC	21		\$6,100.00



Club Health Assessment for District 330 C through April 2025

			Status	Membership							Reports					Finance	LCIF
Club Number	Club Name	Charter Date		Current Member Count	YTD Members Added	YTD Members Dropped	YTD Net Growth	YTD Net Growth%	Member Count 12 Months Ago	Avg. length of service for dropped members	Months Since Last MMR ***	Yrs. Since Last Officer Report	President Rotation	Vice President Reported ****	Months Since Last Activity Report ***	Account Balance	Donations for current Fiscal Year
			Number of times on status quo within last two years	If below 15 members appears				If net loss is greater than 20% appears			If no report in 3 months appears in	When more than one year appears in	Number of repeat terms	Notes the officers that do not have an active	If no report appears in 12 months red		
Exc Award (06/30/2016, 06/30/2019)																	

Clubs Cancelled Previous Fiscal Year – Clubs Cancelled within last 12 months may be reinstated

Club Number	Club Name	Charter Date	Current Status*	Cancellation Date
31714	OMIYA CHUO	02/12/1976	Cancelled(7*)	06/29/2024

Current Total Clubs Count	YTD New Clubs Count	YTD Cancelled Clubs Count	YTD Net Club Gain	Current Total Members Count	YTD Add	YTD Drop	YTD Net Growth	YTD Net Growth %	Member Count 12 Months Ago	Average Member Count Per Club	% of Clubs with less than 20 members	% No MMR in 3 Months	% No Officer Report in 12 Months	% of Clubs with balance 90+ days	Number of Clubs in Status Quo	% Status Quo Clubs in Financial Suspension	Number of Cancelled Clubs	Average Cancelled Club Age	Members Lost Due to Cancellation	% of Clubs Cancelled for Non-Financial Reasons
68	2	0	2	1,566	199	127	72	4.82%	1,635	23	47%	62%	1%	0%	0	0%	0	0	0	0%

* - P - Priority Club. Cancellation Reasons: 1-Objectives/conduct, 2-Non-active club, 5-Non-existing club, 6-Disbanding, 7-Merger, 8-Financial Suspension, 9-District/Multiple District Dues.

** - Abbreviation: P-President, S-Secretary, T-Treasurer, M-Member Chairperson, VP-First Vice President, MC-Communications Chairperson, SC-Service Chairperson

*** - Abbreviation: N/R - Never reported using the Lions Clubs website, N/A - Not applicable, No password registered for the Lions Clubs website.

**** - Abbreviation: N - New, IP - Immediate Past, R - Repeat.




Club Health Assessment for District 331 A through April 2025

			Status	Membership						Reports					Finance		LCIF	
Club Number	Club Name	Charter Date		Current Member Count	YTD Members Added	YTD Members Dropped	YTD Net Growth	YTD Net Growth%	Member Count 12 Months Ago	Avg. length of service for dropped members	Months Since Last MMR ***	Yrs. Since Last Officer Report	President Rotation	Vice President Reported ****	Months Since Last Activity Report ***	Account Balance	Donations for current Fiscal Year	
			Number of times on status quo within last two years	If below 15 members appears			If net loss is greater than 20% appears			If no report in 3 months appears in			When more than one year appears in	Number of repeat terms	Notes the officers that do not have an active	If no report at 12 months red		
Clubs more than two years old																		
24804	AKABIRA	03/03/1962	Active	12	0	0	0	0.00%	13		10			M,VP,SC	2		\$1,498.88	
24807	ASHIBETSU	07/30/1961	Active	40	3	0	3	8.11%	38		1			N	P,M,VP,SC	0	\$3,941.26	
Exc Award (06/30/2018, 06/30/2020)																		
24814	BIBAI	10/11/1960	Active	21	3	0	3	16.67%	20		6			T,M,VP,SC	4		\$1,366.30	
Exc Award (06/30/2017)																		
24817	CHIPPUBETSU	06/30/1968	Active	12	1	3	-2	-14.29%	14	6	1			N	P,T,M,SC	24+	\$794.71	
24818	CHITOSE	10/21/1961	Active	77	12	1	11	16.67%	67	5	0			N	VP,SC	1	\$20,769.46	
Exc Award (06/30/2017, 06/30/2018, 06/30/2020)																		
41425	CHITOSE CHUO	05/24/1982	Active	34	4	1	3	9.68%	33	3	0			N	S,T,VP	1	\$3,532.44	
24820	EBEOTSU	10/16/1966	Active	19	2	0	2	11.76%	17		4				P,S,T,M,VP SC	14	\$456.86	
24821	EBETSU	02/24/1960	Active	39	2	0	2	5.41%	39		8			N	T,VP,SC	22	\$4,654.50	
Exc Award (06/30/2024)																		
52985	EBETSU GREEN	04/27/1992	Active	28	4	2	2	7.69%	25	12	0			N	S,T,M,VP,SC	0	\$2,100.08	
Exc Award (06/30/2022)																		
24824	ENIWA	01/19/1964	Active	77	14	5	9	13.24%	70	12	1			N	P,S,T,M,VP SC	6	\$4,407.78	
24827	FUKAGAWA	11/30/1961	Active	15	1	2	-1	-6.25%	16	3	0				P,S,M,VP,SC	1	\$783.74	
30381	ISHIKARI	03/11/1975	Active	41	3	0	3	7.89%	38		1			N	M,SC	1	\$604.39	
Exc Award (06/30/2024)																		
24843	IWAMIZAWA	11/09/1959	Active	39	2	1	1	2.63%	37	54	2			N	T,M,SC	0	\$1,870.15	
Exc Award (06/30/2023)																		
24845	IWAMIZAWA CHUO	07/20/1972	Active	28	1	1	0	0.00%	30	15	8			N	T,VP,SC	0	\$997.99	
Exc Award (06/30/2016, 06/30/2017)																		
46124	IWAMIZAWA GREEN	04/01/1986	Active	24	1	2	-1	-4.00%	26	20	1				M,VP,SC	4	\$1,442.54	
123649	Iwamizawa Hamanasu	11/17/2014	Active	69	9	3	6	9.52%	63	3	1			N	P,SC	4	\$12,261.04	
Exc Award (06/30/2016, 06/30/2018, 06/30/2020)																		
99228	IWAMIZAWA MAPLE	05/01/2007	Active	21	1	1	0	0.00%	21	0	0			N	S,T,SC	0	\$572.78	
Exc Award (06/30/2016, 06/30/2018, 06/30/2020)																		



Club Health Assessment for District 331 A through April 2025

			Status	Membership							Reports					Finance	LCIF
Club Number	Club Name	Charter Date		Current Member Count	YTD Members Added	YTD Members Dropped	YTD Net Growth	YTD Net Growth%	Member Count 12 Months Ago	Avg. length of service for dropped members	Months Since Last MMR ***	Yrs. Since Last Officer Report	President Rotation	Vice President Reported ****	Months Since Last Activity Report ***	Account Balance	Donations for current Fiscal Year
			Number of times on status quo within last two years	If below 15 members appears					If net loss is greater than 20% appears			If no report in 3 months appears in	When more than one year appears in	Number of repeat terms	Notes the officers that do not have an active	If no report at 12 months appears in red	
24855	KITAHIROSHIMA	05/30/1969	Active	30	1	4	-3	-9.09%	33	13	4		None	P,T,M,VP,SC	0		\$4,243.23
24868	MIKASA	11/24/1963	Active	23	1	2	-1	-4.17%	24	19	0			N	SC	0	\$1,907.23
Exc Award (06/30/2016, 06/30/2019, 06/30/20																	
24875	NAGANUMA	01/22/1967	Active	28	3	1	2	7.69%	27	2	1			N	S,T,M,VP,SC	21	\$1,184.84
24876	NAIE	06/16/1961	Active	24	3	0	3	14.29%	23		9			N	P,T,M,VP,SC	4	\$1,330.62
24878	NANPORO	04/13/1968	Active	19	2	4	-2	-9.52%	22	26	4			N	S,T,M,VP,SC	24+	\$402.52
24884	NUMATA	06/30/1963	Active	38	0	0	0	0.00%	38		17		None	P,S,T,M,VP SC	24+	\$1,223.32	
24904	SAPPORO	02/28/1956	Active	23	5	2	3	15.00%	20	34	3			S,T,M,VP,SC	11	\$6,413.54	
Exc Award (06/30/2016, 06/30/2020)																	
24905	SAPPORO ACACIA	12/15/1960	Active	55	4	2	2	3.77%	49	17	0			N	M,SC	4	\$8,223.90
Exc Award (06/30/2016, 06/30/2017, 06/30/20																	
78448	SAPPORO AKARENGA	03/02/2004	Active	28	4	1	3	12.00%	27	15	1		None	P,VP,SC	2	\$5,584.37	
120798	Sapporo Athlete	11/22/2013	Active	15	0	0	0	0.00%	17		6			R	S,T,M,VP	9	
24906	SAPPORO CHUO	10/20/1958	Active	20	2	3	-1	-4.76%	20	13	3				T,M,VP,SC	24+	\$5,466.79
Exc Award (06/30/2016, 06/30/2017, 06/30/20																	
30168	SAPPORO CLARK	01/31/1975	Active	20	1	0	1	5.26%	19		6			N	P,T,M,VP,SC	14	\$329.55
Exc Award (06/30/2018)																	
77883	SAPPORO COSMIC SENIOR	12/02/2003	Active	19	2	8	-6	-24.00%	26	8	0			N	P,M,SC	1	\$1,269.41
24907	SAPPORO ELM	11/08/1959	Active	33	0	0	0	0.00%	34		9				M,VP,SC	5	\$2,055.02
Exc Award (06/30/2017, 06/30/2018, 06/30/20																	
44494	SAPPORO FRONTIER	12/28/1984	Active	46	3	1	2	4.55%	46	2	0			N	P,S,T,M,SC	8	\$20,964.99
Exc Award (06/30/2018, 06/30/2020, 06/30/20																	
56736	SAPPORO GREEN	03/29/1995	Active	25	1	3	-2	-7.41%	27	11	7		None	N	P,S,T,M,SC	2	\$9,413.54
37013	SAPPORO HAMANASU	04/25/1979	Active	11	0	0	0	0.00%	11		15		None		P,S,T,M,VP SC	24+	\$490.31
61160	SAPPORO HIGASHI	09/30/1998	Active	39	2	3	-1	-2.50%	41	2	1				S,T,M,VP,SC	24+	\$8,290.56
Exc Award (06/30/2017, 06/30/2018, 06/30/20																	
47202	SAPPORO HITSUJIGAOKA	04/13/1987	Active	5	2	4	-2	-28.57%	7	4	1		None		P,T,M,VP,SC	13	\$708.50
Exc Award (06/30/2016)																	




Club Health Assessment for District 331 A through April 2025

			Status	Membership							Reports					Finance	LCIF	
Club Number	Club Name	Charter Date		Current Member Count	YTD Members Added	YTD Members Dropped	YTD Net Growth	YTD Net Growth%	Member Count 12 Months Ago	Avg. length of service for dropped members	Months Since Last MMR ***	Yrs. Since Last Officer Report	President Rotation	Vice President Reported ****	Months Since Last Activity Report ***	Account Balance	Donations for current Fiscal Year	
			Number of times on status quo within last two years	If below 15 members appears	If net loss is greater than 20% appears					If no report in 3 months appears in	When more than one year appears in	Number of repeat terms	Notes the officers that do not have an active	If no report at 12 months appears in red				
149816	Sapporo Infinity	02/08/2022	Active	43	3	2	1	2.38%	41	2	1			N	SC	2		\$778.26
Exc Award (06/30/2022, 06/30/2023, 06/30/2024)																		
98926	SAPPORO KITANOMORI	03/29/2007	Active	111	7	7	0	0.00%	105	8	0			N	SC	0		\$22,230.46
Exc Award (06/30/2019, 06/30/2022, 06/30/2024)																		
44913	SAPPORO KIYOTA	04/26/1985	Active	78	5	1	4	5.41%	75	3	0			N	P,S,T,M,SC	2		\$8,941.40
Exc Award (06/30/2018, 06/30/2019, 06/30/2024)																		
153791	Sapporo Les Liens	03/07/2023	Active	33	4	6	-2	-5.71%	37	1	1				P,S,T,VP,SC	2		\$5,642.09
Exc Award (06/30/2023, 06/30/2024)																		
38933	SAPPORO LIBERTY	09/10/1980	Active	21	1	4	-3	-12.50%	24	20	2			N	T,SC	1		
Exc Award (06/30/2017)																		
24909	SAPPORO LILAC	08/10/1964	Active	37	2	0	2	5.71%	36		4			N		24+		\$3,257.03
34151	SAPPORO MARUYAMA	06/23/1977	Active	35	4	5	-1	-2.78%	37	7	0			N	P,S,T,M,SC	3		\$5,130.39
55382	SAPPORO MINAMI	03/03/1994	Active	9	0	9	-9	-50.00%	18	17	6			R	P,S,T,M,VP SC	13		\$111.55
Exc Award (06/30/2016, 06/30/2017, 06/30/2024)																		
24901	SAPPORO MOIWA	03/22/1968	Active	23	2	2	0	0.00%	23	26	0			N	SC	1		\$2,458.30
Exc Award (06/03/2016, 06/30/2017, 06/30/2024)																		
55303	SAPPORO NAKAJIMA	02/10/1994	Active	106	7	6	1	0.95%	86	4	0			N	T,SC	2		\$53,040.04
Exc Award (06/30/2022, 06/30/2024)																		
56407	SAPPORO NISHI	01/06/1995	Active	20	3	7	-4	-16.67%	24	18	1			N	M	2		\$4,085.93
Exc Award (06/30/2017, 06/30/2018)																		
76063	SAPPORO NORTH	06/25/2003	Active	18	8	6	2	12.50%	18	5	0			N		2		\$414.78
Exc Award (06/30/2016, 06/30/2018, 06/30/2024)																		
51427	SAPPORO OHDORI	03/14/1991	Active	30	2	0	2	7.14%	28		1			N	S,M,VP,SC	2		\$2,273.17
Exc Award (06/30/2016, 06/30/2019, 06/30/2024)																		
44791	SAPPORO PIONEER	03/19/1985	Active	43	2	32	-30	-41.10%	73	4	0				T,M,VP,SC	2		129,036.66
Exc Award (06/30/2016, 06/30/2021, 06/30/2024)																		
24908	SAPPORO POPLAR	11/10/1962	Active	42	4	3	1	2.44%	44	5	0				T,M,VP,SC	21		\$4,064.78
Exc Award (06/30/2018)																		
61344	SAPPORO SENIOR	12/08/1998	Active	44	4	6	-2	-4.35%	46	2	0			N	P,S,M,VP,SC	1		\$464.36



Club Health Assessment for District 331 A through April 2025

			Status	Membership							Reports					Finance	LCIF
Club Number	Club Name	Charter Date		Current Member Count	YTD Members Added	YTD Members Dropped	YTD Net Growth	YTD Net Growth%	Member Count 12 Months Ago	Avg. length of service for dropped members	Months Since Last MMR ***	Yrs. Since Last Officer Report	President Rotation	Vice President Reported ****	Months Since Last Activity Report ***	Account Balance	Donations for current Fiscal Year
			Number of times on status quo within last two years	If below 15 members appears				If net loss is greater than 20% appears			If no report in 3 months appears in	When more than one year appears in	Number of repeat terms	Notes the officers that do not have appears in an active	If no report at 12 months red		
Exc Award (06/30/2019, 06/30/2023)																	
110928	SAPPORO SHINSEI	04/26/2011	Active	24	1	3	-2	-7.69%	26	3	2			N	SC	0	\$7,613.41
41770	SAPPORO SHIRAKABA	07/19/1982	Active	32	3	5	-2	-5.88%	36	41	1			N	P,M,VP,SC	7	\$2,348.60
Exc Award (06/30/2022)																	
47122	SAPPORO SHIROISHI	03/31/1987	Active	47	2	5	-3	-6.00%	51	17	0			N	P,S,T,M,SC	1	\$1,087.36
Exc Award (06/30/2024)																	
46125	SAPPORO SNOWTOPIA	04/02/1986	Active	21	0	0	0	0.00%	21		9				P,T,M,VP,SC	9	\$433.56
Exc Award (06/30/2018)																	
56566	SAPPORO SUSUKINO	02/20/1995	Active	53	9	4	5	10.42%	51	12	0			N	M,SC	1	\$7,275.43
Exc Award (06/30/2020)																	
37540	SAPPORO TOKEIDAI	09/17/1979	Active	73	16	4	12	19.67%	62	25	0				T,M,VP,SC	18	\$17,321.65
Exc Award (06/30/2019, 06/30/2020, 06/30/2021)																	
117121	SAPPORO TRUST	06/08/2012	Active	24	6	4	2	9.09%	27	3	0			N	P,M,VP,SC	6	\$260.53
Exc Award (06/30/2016, 06/30/2017, 06/30/2018)																	
84554	SAPPORO WAKABA	12/20/2004	Active	17	3	5	-2	-10.53%	19	5	4			N	S,M,VP,SC	4	\$2,660.32
24919	SHINTOTSUKAWA	11/26/1966	Active	14	0	0	0	0.00%	16		10				P,S,T,M,VP SC	23	\$195.21
Exc Award (06/30/2020)																	
78798	SORACHI	04/14/2004	Active	24	2	5	-3	-11.11%	27	13	0			N	M,SC	1	\$2,295.86
24917	SUNAGAWA	07/29/1960	Active	41	1	0	1	2.50%	42		2			N	S,T,SC	1	\$9,050.86
Exc Award (06/30/2017, 06/30/2018)																	
24923	TAKIKAWA	09/17/1960	Active	25	2	1	1	4.17%	27	1	0				P,S,T,M,VP SC	2	\$991.64
Exc Award (06/30/2016)																	
40720	TAKIKAWA CHUO	12/21/1981	Active	38	1	6	-5	-11.63%	49	12	0			N	S,T,M,VP,SC	1	\$1,511.36
24924	TOBETSU	08/07/1962	Active	46	1	1	0	0.00%	46	4	4			N	T,M,SC	4	\$6,104.25
Exc Award (06/30/2018)																	
24930	TSUKIGATA	01/12/1964	Active	19	3	1	2	11.76%	17	39	3				T,M,VP,SC	4	\$378.21
30425	URYU	03/07/1975	Active	16	0	0	0	0.00%	16		10				S,T,M,VP,SC	13	\$401.05
24943	YUBARI CHUO	11/27/1966	Active	8	0	0	0	0.00%	8		17	1	None		P,S,T,M,VP SC	24+	\$237.41



Club Health Assessment for District 331 A through April 2025

Club Number	Club Name	Charter Date	Status	Membership							Reports					Finance	LCIF
				Current Member Count	YTD Members Added	YTD Members Dropped	YTD Net Growth	YTD Net Growth%	Member Count 12 Months Ago	Avg. length of service for dropped members	Months Since Last MMR ***	Yrs. Since Last Officer Report	President Rotation	Vice President Reported ****	Months Since Last Activity Report ***	Account Balance	Donations for current Fiscal Year
			Number of times on status quo within last two years	If below 15 members appears				If net loss is greater than 20% appears			If no report in 3 months appears in	When more than one year appears in	Number of repeat terms	Notes the officers that do not have an active	If no report at 12 months appears in red		
24944	YUNI	06/08/1968	Active	38	4	2	2	5.56%	36	3	0		N	T,M,SC	6		\$1,200.50

Clubs Cancelled Previous Fiscal Year – Clubs Cancelled within last 12 months may be reinstated

Club Number	Club Name	Charter Date	Current Status*	Cancellation Date
55622	SAPORO ASahi	04/28/1994	Cancelled(7*)	06/29/2024

Current Total Clubs Count	YTD New Clubs Count	YTD Cancelled Clubs Count	YTD Net Club Gain	Current Total Members Count	YTD Add	YTD Drop	YTD Net Growth	YTD Net Growth %	Member Count 12 Months Ago	Average Member Count Per Club	% of Clubs with less than 20 members	% No MMR in 3 Months	% No Officer Report in 12 Months	% of Clubs with balance 90+ days	Number of Clubs in Status Quo	% Status Quo Clubs in Financial Suspension	Number of Cancelled Clubs	Average Cancelled Club Age	Members Lost Due to Cancellation	% of Clubs Cancelled for Non-Financial Reasons
70	0	0	0	2,350	211	202	9	0.38%	2,370	34	23%	36%	1%	0%	0	0%	0	0	0	0%

* - P - Priority Club. Cancellation Reasons: 1-Objectives/conduct, 2-Non-active club, 5-Non-existing club, 6-Disbanding, 7-Merger, 8-Financial Suspension, 9-District/Multiple District Dues.

** - Abbreviation: P-President, S-Secretary, T-Treasurer, M-Member Chairperson, VP-First Vice President, MC-Communications Chairperson, SC-Service Chairperson

*** - Abbreviation: N/R - Never reported using the Lions Clubs website, N/A - Not applicable, No password registered for the Lions Clubs website.

**** - Abbreviation: N - New, IP - Immediate Past, R - Repeat.



Club Health Assessment for District 331 B through April 2025

			Status	Membership							Reports					Finance	LCIF	
Club Number	Club Name	Charter Date		Current Member Count	YTD Members Added	YTD Members Dropped	YTD Net Growth	YTD Net Growth%	Member Count 12 Months Ago	Avg. length of service for dropped members	Months Since Last MMR ***	Yrs. Since Last Officer Report	President Rotation	Vice President Reported ****	Months Since Last Activity Report ***	Account Balance	Donations for current Fiscal Year	
			Number of times on status quo within last two years	If below 15 members appears				If net loss is greater than 20% appears			If no report in 3 months appears in	When more than one year repeat appears in	Number of repeat terms		Notes the officers that do not have an active	If no report at 12 months appears in red		
Clubs less than two years old																		
154201	Asahikawa Virtual	05/09/2023	Active	21	1	0	1	5.00%	23		9			N	SC	N/A		\$172.80
172363	Higashi Hokkaido Web	06/27/2024	Active	21	5	4	1	5.00%	0	0	0		2		M,VP,SC	N/R		
Clubs more than two years old																		
24803	ABASHIRI	08/05/1962	Active	43	1	0	1	2.38%	42		2			N	P,S,T,VP,SC	1		\$3,948.72
29237	ABASHIRI KATSURA	04/30/1974	Active	30	2	0	2	7.14%	33		5			N	P,S,T,VP,SC	0		\$498.51
32898	AIBETSU	10/29/1976	Active	23	0	0	0	0.00%	23		14				P,S,T,M,VP SC	16		\$527.42
24809	ASAHIKAWA	02/24/1958	Active	26	2	3	-1	-3.70%	28	23	1			IP	S,T,M,SC	0		\$1,793.60
Exc Award (06/30/2017, 06/30/2021)																		
24810	ASAHIKAWA CHUO	11/28/1959	Active	14	0	0	0	0.00%	15		1			N		1		\$396.74
110481	ASAHIKAWA CRYSTAL	03/02/2011	Active	17	3	0	3	21.43%	15		1			N		13		
24808	ASAHIKAWA HEIWA	11/26/1963	Active	29	0	0	0	0.00%	30		4			N	S,T,M,VP,SC	0		\$1,025.49
Exc Award (06/30/2020, 06/30/2023)																		
24811	ASAHIKAWA HIGASHI	07/30/1963	Active	14	1	1	0	0.00%	17	9	4				P,S,T,M,VP SC	0		\$260.03
50000	ASAHIKAWA NANAKAMADO	11/29/1989	Active	27	2	2	0	0.00%	30	9	2			N	P,S,T,M,VP SC	1		\$1,032.01
Exc Award (06/30/2018, 06/30/2019, 06/30/20)																		
24812	ASAHIKAWA TAISETSU	06/17/1961	Active	39	3	3	0	0.00%	39	5	0			N	P,S,T,M,VP SC	3		\$2,322.38
Exc Award (06/30/2018, 06/30/2019, 06/30/20)																		
34152	BIFUKA	06/23/1977	Active	14	1	1	0	0.00%	14	7	0				S,M,VP,SC	24+		\$200.13
24816	BIHORO	02/17/1963	Active	35	1	4	-3	-7.89%	39	21	1			N	S	4		\$1,540.83
24822	ENBETSU	11/04/1964	Active	16	0	2	-2	-11.11%	19	9	4		None		P,S,T,M,VP SC	24+		\$594.95
24823	ENGARU	12/10/1973	Active	27	5	2	3	12.50%	24	26	0				P,S,T,M,VP SC	6		\$326.62
24826	ESASHI OKHOTSK L C	06/25/1963	Active	16	0	0	0	0.00%	17		10		6		P,S,T,M,VP SC	24+		
24829	FURANO	03/04/1962	Active	66	8	2	6	10.00%	63	6	0			N	P,S,T,M,VP SC	24+		\$6,258.81
24832	HABORO	11/18/1962	Active	41	1	3	-2	-4.65%	45	16	2			N	P,T,M,VP,SC	24+		\$1,411.99
35115	HIGASHIKAWA	02/20/1978	Active	28	0	0	0	0.00%	28		13				P,M,VP,SC	7		\$583.47



Club Health Assessment for District 331 B through April 2025

			Status	Membership							Reports					Finance	LCIF	
Club Number	Club Name	Charter Date		Current Member Count	YTD Members Added	YTD Members Dropped	YTD Net Growth	YTD Net Growth%	Member Count 12 Months Ago	Avg. length of service for dropped members	Months Since Last MMR ***	Yrs. Since Last Officer Report	President Rotation	Vice President Reported *****	Months Since Last Activity Report ***	Account Balance	Donations for current Fiscal Year	
			Number of times on status quo within last two years	If below 15 members appears				If net loss is greater than 20% appears			If no report in 3 months appears in	When more than one year appears in	Number of repeat terms	Notes the officers that do not have an active	If no report at 12 months red			
24841	HONBETSU	11/13/1960	Active	25	1	2	-1	-3.85%	25	8	0			T,M,VP,SC	0		\$919.88	
40080	HORONOBE	06/23/1981	Active	18	1	1	0	0.00%	18	4	0		None	P,S,T,M,VP SC	24+			
24848	KAMIFURANO	05/17/1964	Active	34	3	0	3	9.68%	32		7			S,M,VP,SC	0		\$663.52	
Exc Award (06/30/2017, 06/30/2021)																		
24849	KAMISHIHORO	04/28/1970	Active	19	1	1	0	0.00%	19	54	3			N	P,S,M,VP,SC	16		\$261.18
24854	KITAMI	05/25/1962	Active	37	4	2	2	5.71%	34	18	1			P,S,T,M,VP SC	6		\$5,500.04	
24853	KITAMI CHUO	04/04/1964	Active	40	4	0	4	11.11%	38		0			N	SC	10		\$8,120.33
33913	KITAMI SHIRAKABA	05/18/1977	Active	78	2	1	1	1.30%	83	2	2			M,VP,SC	10		\$2,450.18	
Exc Award (06/30/2019, 06/30/2023, 06/30/20)																		
24857	KUSHIRO	08/26/1957	Active	27	2	0	2	8.00%	30		1			S,T,M,VP,SC	10		\$143.04	
24863	KUSHIRO MINATO	11/23/1968	Active	57	4	0	4	7.55%	54		3			N	SC	11		\$4,014.06
31715	KUSHIRO NUSAMAI	02/18/1976	Active	64	2	3	-1	-1.54%	69	11	0			N	P,T,M,SC	24+		\$656.63
49466	KUSHIRO SHITSUGEN	04/28/1989	Active	17	0	0	0	0.00%	17		7		None	P,S,T,M,VP SC	24+		\$340.10	
107216	KUSHIRO YUYAKE	01/08/2010	Active	45	0	4	-4	-8.16%	50	9	7			N	P,S,M,VP,SC	24+		\$1,024.96
Exc Award (06/30/2021)																		
24864	MAKUBETSU	04/05/1970	Active	17	1	0	1	6.25%	17		9			N	M,VP,SC	0		\$578.09
24865	MASHIKE	04/18/1965	Active	26	2	3	-1	-3.70%	27	7	1			P,S,T,M,VP SC	4		\$560.01	
33393	MEMURO	02/23/1977	Active	24	2	3	-1	-4.00%	26	4	0			N	P,S,M,VP,SC	23		\$235.07
40343	MONBETSU OKHOTSK	08/28/1981	Active	23	2	2	0	0.00%	26	4	0			P,S,T,M,VP SC	2		\$526.72	
48458	NAKASHIBETSU	04/14/1988	Active	16	1	0	1	6.67%	15		1			N	P,S,T,M,SC	0		\$208.95
24879	NAYORO	04/26/1962	Active	46	9	8	1	2.22%	48	22	0			S,T,M,VP,SC	21		\$1,773.61	
24880	NEMURO	06/03/1962	Active	37	4	2	2	5.71%	38	35	4			N	S,T,M,VP,SC	24+		\$1,920.20
24885	OBIHIRO	10/21/1958	Active	25	0	0	0	0.00%	28		4			M,VP,SC	1		\$881.81	
24886	OBIHIRO CHUO	06/19/1961	Active	27	1	0	1	3.85%	28		5			N	P,M,SC	2		\$485.01
24887	OBIHIRO HEIGEN	12/08/1963	Active	26	3	5	-2	-7.14%	28	8	0			N	SC	4		\$539.25
Exc Award (06/30/2020)																		



Club Health Assessment for District 331 B through April 2025

			Status	Membership						Reports					Finance		LCIF	
Club Number	Club Name	Charter Date		Current Member Count	YTD Members Added	YTD Members Dropped	YTD Net Growth	YTD Net Growth%	Member Count 12 Months Ago	Avg. length of service for dropped members	Months Since Last MMR ***	Yrs. Since Last Officer Report	President Rotation	Vice President Reported ****	Months Since Last Activity Report ***	Account Balance	Donations for current Fiscal Year	
			Number of times on status quo within last two years	If below 15 members appears				If net loss is greater than 20% appears			If no report in 3 months appears in	When more than one year appears in	Number of repeat terms	Notes the officers that do not have an active	If no report at 12 months red			
24888	OBIHIRO KASHIWA	02/23/1972	Active	24	0	0	0	0.00%	24		1			N	P,S,T,M,SC	3		\$8,847.00
78571	OBIHIRO SAKURA	03/26/2004	Active	11	0	0	0	0.00%	11		8		5	R	S,M,VP,SC	24+		\$134.08
41631	OBIHIRO SUZURAN	06/28/1982	Active	16	0	1	-1	-5.88%	17	36	1			N	SC	0		\$395.19
Exc Award (06/30/2023)																		
24890	OKETO	04/03/1964	Active	12	0	0	0	0.00%	13		10	1	None		P,S,T,M,VP SC	24+		
24896	OTOFUKE	08/21/1962	Active	43	2	3	-1	-2.27%	44	9	0				M,VP,SC	4		\$1,588.00
36781	PIPPU	03/19/1979	Active	12	0	3	-3	-20.00%	15	30	2		3	N	S,T,M,VP,SC	14		
24897	RAUSU	10/26/1966	Active	15	0	0	0	0.00%	15		10				P,S,M,VP,SC	24+		\$125.49
24899	RUMOI	02/25/1960	Active	24	1	2	-1	-4.00%	25	21	0				P,T,M,VP,SC	24+		\$668.26
24900	RUMOI MINATO	12/07/1963	Active	56	3	5	-2	-3.45%	60	5	0				M,VP,SC	3		\$3,239.34
127031	Saroma	03/11/2016	Active	18	0	0	0	0.00%	18		11		2		S,T,M,VP,SC	7		\$380.00
46362	SARUFUTSU	06/06/1986	Active	22	1	1	0	0.00%	22	39	1				P,S,T,M,VP SC	24+		\$300.36
24916	SHIBECHA	02/21/1965	Active	34	0	0	0	0.00%	34		3				P,T,M,VP,SC	14		\$2,400.16
24912	SHIBETSU	08/04/1962	Active	39	0	4	-4	-9.30%	42	26	0				T,M,VP,SC	0		\$1,356.30
24903	SHIKAOI	07/24/1966	Active	18	1	0	1	5.88%	18		9			N	P,S,T,M,VP SC	16		
24913	SHIRANUKA	12/16/1960	Active	7	0	0	0	0.00%	7		12		3		P,T,M,VP,SC	6		
61253	SHIRATAKI	11/09/1998	Active	20	0	0	0	0.00%	27		10			N	VP,SC	10		\$530.71
Exc Award (06/30/2021)																		
59952	TANNO	09/03/1997	Active	15	0	0	0	0.00%	15		7				S,T,M,VP,SC	24+		\$1,235.92
24925	TOKACHI IKEDA L C	06/20/1962	Active	16	0	0	0	0.00%	16		4		None		P,S,T,M,VP SC	N/R		
41269	TOKACHISHIMIZU	04/01/1982	Cancelled(6*)	0	0	26	-26	-100.00%	26	14	1		None		P,S,T,M,VP SC	24+		
24927	TOMA	12/06/1970	Active	16	0	0	0	0.00%	15		1				P,S,M,VP,SC	0		\$528.98
24934	TOYOKORO	11/24/1968	Active	19	1	1	0	0.00%	21	3	0				P,S,T,M,VP SC	10		\$628.24
24929	TSUBETSU	09/15/1963	Active	17	0	0	0	0.00%	19		10		None		P,T,M,VP,SC	24+		\$2,186.73
24935	URAHORO	06/27/1963	Active	12	0	4	-4	-25.00%	15	22	0			N	P,T,M,VP,SC	23		\$495.89
Exc Award (06/30/2021)																		



Club Health Assessment for District 331 B through April 2025

Club Number	Club Name	Charter Date	Status	Membership							Reports					Finance	LCIF
				Current Member Count	YTD Members Added	YTD Members Dropped	YTD Net Growth	YTD Net Growth%	Member Count 12 Months Ago	Avg. length of service for members	Months Since Last MMR ***	Yrs. Since Last Officer Report	President Rotation	Vice President Reported ****	Months Since Last Activity Report ***	Account Balance	Donations for current Fiscal Year
			Number of times on status quo within last two years	If below 15 members appears				If net loss is greater than 20% appears			If no report in 3 months appears in	When more than one year appears in	Number of repeat terms	Notes the officers that do not have an active	If no report at 12 months appears in red		
40081	UTANOBORI	06/23/1981	Active	15	0	2	-2	-11.76%	17	16	0		6	R	S,M,SC	24+	\$230.69
24939	WAKKANAI	04/01/1962	Active	27	2	2	0	0.00%	29	9	0				P,S,T,M,VP SC	24+	\$1,774.26
56038	WAKKANAI HOKUTO	08/10/1994	Active	73	1	2	-1	-1.35%	78	12	3			N	P,S,T,M,VP SC	0	\$3,880.59
	Exc Award (06/30/2021)																
33914	YUBETSU	05/18/1977	Active	17	0	1	-1	-5.56%	18	19	4			N	T,M,SC	6	\$360.00

Clubs Cancelled Previous Fiscal Year – Clubs Cancelled within last 12 months may be reinstated

Club Number	Club Name	Charter Date	Current Status*	Cancellation Date
36173	KENBUCHI	10/09/1978	Cancelled(6*)	01/29/2024
24862	KUNNEPPU	04/24/1966	Cancelled(6*)	06/29/2024
35268	NAYORO CHUO	03/21/1978	Cancelled(6*)	06/29/2024
24915	SHINTOKU	08/10/1963	Cancelled(6*)	06/29/2024

Current Total Clubs Count	YTD New Clubs Count	YTD Cancelled Clubs Count	YTD Net Club Gain	Current Total Members Count	YTD Add	YTD Drop	YTD Net Growth	YTD Net Growth %	Member Count 12 Months Ago	Average Member Count Per Club	% of Clubs with less than 20 members	% No MMR in 3 Months	% No Officer Report in 12 Months	% of Clubs with balance 90+ days	Number of Clubs in Status Quo	% Status Quo Clubs in Financial Suspension	Number of Cancelled Clubs	Average Cancelled Club Age	Members Lost Due to Cancellation	% of Clubs Non-Financial Cancelled for Reasons
68	0	1	-1	1,873	97	121	-24	-1.27%	1,955	28	40%	44%	1%	0%	0	0%	1	253	26	100%

* - P - Priority Club. Cancellation Reasons: 1-Objectives/conduct, 2-Non-active club, 5-Non-existing club, 6-Disbanding, 7-Merger, 8-Financial Suspension, 9-District/Multiple District Dues.

** - Abbreviation: P-President, S-Secretary, T-Treasurer, M-Member Chairperson, VP-First Vice President, MC-Communications Chairperson, SC-Service Chairperson

*** - Abbreviation: N/R - Never reported using the Lions Clubs website, N/A - Not applicable, No password registered for the Lions Clubs website.

**** - Abbreviation: N - New, IP - Immediate Past, R - Repeat.



Club Health Assessment for District 331 C through April 2025

Club Number	Club Name	Charter Date	Status	Membership							Reports					Finance	LCIF
				Current Member Count	YTD Members Added	YTD Members Dropped	YTD Net Growth	YTD Net Growth%	Member Count 12 Months Ago	Avg. length of service for dropped members	Months Since Last MMR ***	Yrs. Since Last Officer Report	President Rotation	Vice President Reported ****	Months Since Last Activity Report ***	Account Balance	Donations for current Fiscal Year
			Number of times on status quo within last two years	If below 15 members appears				If net loss is greater than 20% appears			If no report in 3 months appears in	When more than one year appears in	Number of repeat terms	Notes the officers that do not have an active	If no report at 12 months appears in red		
Clubs more than two years old																	
24839	ABIRA	12/20/1971	Active	32	6	2	4	14.29%	30	2	0			VP,SC	0		\$3,385.47
29238	ATSUMA	04/30/1974	Active	30	3	4	-1	-3.23%	32	10	3			N S,T,M,VP,SC	0		\$3,365.83
	Exc Award (06/30/2017, 06/30/2019)																
24819	DATE	12/01/1961	Active	51	2	1	1	2.00%	51	11	3			N S,M,SC	24+		\$4,869.02
	Exc Award (06/30/2017)																
24825	ESASHI	06/04/1962	Active	7	0	0	0	0.00%	7		10			P,S,M,VP,SC	1		
24833	HAKODATE	09/03/1956	Active	21	0	0	0	0.00%	23		0			S,M,VP,SC	0		\$1,469.55
24847	HAKODATE CHUO	06/29/1971	Active	23	0	1	-1	-4.17%	25	8	0			VP,SC	0		\$562.01
	Exc Award (06/30/2017)																
84145	HAKODATE GAGYU	09/10/2004	Active	4	1	0	1	33.33%	3		9		4	S,T,M,VP,SC	17		\$348.48
	Exc Award (06/30/2017)																
48637	HAKODATE GREEN	05/27/1988	Active	17	0	0	0	0.00%	17		11			P,M,VP,SC	24+		
24834	HAKODATE HIGASHI	11/27/1958	Active	47	4	11	-7	-12.96%	59	3	0			N P,T,SC	1		\$1,190.20
24836	HAKODATE HOKUTO	12/02/1961	Active	32	4	2	2	6.67%	30	13	0			P,T,VP,SC	1		\$8,802.66
153084	Hakodate Ichiraku	12/06/2022	Active	55	11	5	6	12.24%	49	2	0			N T,M,SC	N/R		\$940.00
24837	HAKODATE KAIKYO	06/29/1971	Active	4	0	0	0	0.00%	4		22		2	S,T,M,VP,SC	24+		
124428	Hakodate Minato	03/23/2015	Active	26	0	5	-5	-16.13%	31	12	1			N T,M,VP,SC	24+		\$1,235.31
	Exc Award (06/30/2017)																
61127	HAKODATE MOTOMACHI	09/10/1998	Active	30	0	0	0	0.00%	30		0			P,T,VP,SC	0		\$991.95
24844	IWANAI	03/02/1962	Active	42	3	2	1	2.44%	42	3	0			P,S,T,M,VP SC	7		\$3,305.80
38934	KAMIISO	09/04/1980	Active	30	2	0	2	7.14%	30		0			VP,SC	0		\$1,705.18
24851	KIKONAI SHIRIUCHI L C	04/17/1964	Active	36	2	3	-1	-2.70%	37	5	1			P,T,M,VP,SC	3		\$3,935.08
33982	KITAHIYAMA	05/31/1977	Active	28	0	0	0	0.00%	28		13		None	P,S,T,M,VP SC	N/R		
55400	KUROMATSUNAI	03/14/1994	Active	40	1	4	-3	-6.98%	47	16	3			T,M,VP,SC	24+		\$433.50
24858	KUTCHAN	06/16/1960	Active	52	4	3	1	1.96%	52	9	0			N S,T,M,SC	12		\$1,699.48



Club Health Assessment for District 331 C through April 2025

			Status	Membership							Reports					Finance	LCIF	
Club Number	Club Name	Charter Date		Current Member Count	YTD Members Added	YTD Members Dropped	YTD Net Growth	YTD Net Growth%	Member Count 12 Months Ago	Avg. length of service for dropped members	Months Since Last MMR ***	Yrs. Since Last Officer Report	President Rotation	Vice President Reported ****	Months Since Last Activity Report ***	Account Balance	Donations for current Fiscal Year	
			Number of times on status quo within last two years	If below 15 members appears				If net loss is greater than 20% appears			If no report in 3 months appears in	When more than one year appears in	Number of repeat terms	Notes the officers that do not have appears in an active	If no report at 12 months red			
24866	MATSUMAE	09/27/1968	Active	35	1	2	-1	-2.78%	38	21	0			N	P,S,M,SC	4		\$2,005.86
24870	MORI	12/08/1962	Active	34	3	3	0	0.00%	34	28	1			N	T,M,VP,SC	24+		
24871	MUKAWA	08/19/1967	Active	32	0	2	-2	-5.88%	34	18	4			N	P,S,T,VP,SC	13		\$2,929.84
	Exc Award (06/30/2017)																	
24872	MURORAN	10/18/1958	Active	27	1	0	1	3.85%	26		2			N		1		\$2,302.99
	Exc Award (06/30/2022)																	
24874	MURORAN HIGASHI	02/22/1961	Active	45	3	4	-1	-2.17%	47	10	0			N	S,T,M,VP,SC	3		\$56,803.95
	Exc Award (06/30/2017)																	
24881	NIIKAPPU	03/27/1972	Active	37	0	2	-2	-5.13%	39	10	0				M,VP,SC	0		\$1,396.22
24883	NISEKO	02/22/1970	Active	41	3	2	1	2.50%	41	3	0			N		3		\$2,016.31
24882	NOBORIBETSU	08/25/1959	Active	15	0	1	-1	-6.25%	16	33	6				M,VP,SC	0		\$330.65
41270	NOBORIBETSU CHUO	04/27/1982	Active	14	3	3	0	0.00%	16	26	4				T,M,VP,SC	0		\$330.67
64158	OKUSHIRI	04/06/2001	Active	11	0	1	-1	-8.33%	12	24	6			N	S,T,M,VP,SC	24+		
24891	OTARU	02/25/1957	Active	48	0	2	-2	-4.00%	52	5	0				P,T,VP,SC	0		\$1,883.21
24892	OTARU CHUO	03/11/1959	Active	22	0	2	-2	-8.33%	24	18	1			N	P,M,SC	24+		\$684.94
24894	OTARU MINATO	03/30/1961	Active	39	3	3	0	0.00%	40	34	2			N	P,T,VP,SC	2		\$787.49
	Exc Award (06/30/2021)																	
24895	OTARU USHIO	01/31/1973	Active	26	2	0	2	8.33%	24		0				VP,SC	0		\$1,000.25
24921	SHIRAOI	04/12/1964	Active	46	3	0	3	6.98%	44		9			N	T,M,SC	0		\$3,300.01
24914	SHIZUNAI	06/01/1961	Active	48	2	6	-4	-7.69%	52	14	1				S,T,M,VP,SC	1		\$1,704.97
	Exc Award (06/30/2017)																	
24928	TOHYA	09/16/1960	Active	83	4	4	0	0.00%	86	11	0				T,M,VP,SC	24+		\$3,825.43
24926	TOMAKOMAI	04/27/1960	Active	18	0	4	-4	-18.18%	24	24	4			N	S,T,M,VP,SC	0		\$861.50
	Exc Award (06/30/2021)																	
24932	TOMAKOMAI CHUO	06/29/1971	Active	77	9	2	7	10.00%	63	7	2			N	T,M,SC	2		\$15,095.47
	Exc Award (06/30/2023)																	
31769	TOMAKOMAI HAKUCHO	02/24/1976	Active	46	1	2	-1	-2.13%	50	22	4			N	P,S,T,M,VP SC	4		\$3,188.31



Club Health Assessment for District 331 C through April 2025

				Status		Membership						Reports						Finance		LCIF	
Club Number	Club Name	Charter Date			Current Member Count	YTD Members Added	YTD Members Dropped	YTD Net Growth	YTD Net Growth%	Member Count 12 Months Ago	Avg. length of service for dropped members	Months Since Last MMR ***	Yrs. Since Last Officer Report	President Rotation	Vice President Reported ****	Months Since Last Activity Report ***	Account Balance	Donations for current Fiscal Year			
				Number of times on status quo within last two years	If below 15 members appears				If net loss is greater than 20% appears			If no report in 3 months appears in	When more than one year appears in	Number of repeat terms	Notes the officers that do not have an active	If no report at 12 months appears in red					
51381	TOMAKOMAI HASUKAPPU	03/04/1991		Active	34	2	2	0	0.00%	35	3	1			N	SC	4		\$11,016.86		
	Exc Award (06/30/2020, 06/30/2021, 06/30/2022)																				
24940	YAKUMO	07/28/1960		Active	33	3	3	0	0.00%	35	8	0			N	P,T,M,VP,SC	24+		\$1,914.53		
24941	YOICHI	10/17/1960		Active	51	5	5	0	0.00%	52	11	2				T,M,VP,SC	0		\$1,841.57		
Current Total Clubs Count	YTD New Clubs Count	YTD Cancelled Clubs Count	YTD Net Club Gain	Current Total Members Count	YTD Add	YTD Drop	YTD Net Growth	YTD Net Growth %	Member Count 12 Months Ago	Average Member Count Per Club	% of Clubs with less than 20 members	% No MMR in 3 Months	% No Officer Report in 12 Months	% of Clubs with balance 90+ days	Number of Clubs in Status Quo	% Status Quo Clubs in Financial Suspension	Number of Cancelled Clubs	Average Cancelled Club Age	Members Lost Due to Cancellation	% of Clubs Cancelled for Non-Financial Reasons	
43	0	0	0	1,469	91	98	-7	-0.47%	1,511	34	19%	35%	0%	0%	0	0%	0	0	0	0%	

* - P - Priority Club. Cancellation Reasons: 1-Objectives/conduct, 2-Non-active club, 5-Non-existing club, 6-Disbanding, 7-Merger, 8-Financial Suspension, 9-District/Multiple District Dues.

** - Abbreviation: P-President, S-Secretary, T-Treasurer, M-Member Chairperson, VP-First Vice President, MC-Communications Chairperson, SC-Service Chairperson

*** - Abbreviation: N/R - Never reported using the Lions Clubs website, N/A - Not applicable, No password registered for the Lions Clubs website.

**** - Abbreviation: N - New, IP - Immediate Past, R - Repeat.



Club Health Assessment for District 332 A through April 2025

			Status	Membership						Reports					Finance		LCIF
Club Number	Club Name	Charter Date		Current Member Count	YTD Members Added	YTD Members Dropped	YTD Net Growth	YTD Net Growth%	Member Count 12 Months Ago	Avg. length of service for dropped members	Months Since Last MMR ***	Yrs. Since Last Officer Report	President Rotation	Vice President Reported ****	Months Since Last Activity Report ***	Account Balance	Donations for current Fiscal Year
			Number of times on status quo within last two years	If below 15 members appears					If net loss is greater than 20% appears		If no report in 3 months appears in	When more than one year appears in	Number of repeat terms	Notes the officers that do not have an active	If no report at 12 months appears in red		
Clubs less than two years old																	
180902	Aomori Golf	03/31/2025	Newly Chartered	24	24	0	24	100.00%	0		0			T,M,VP,SC	N/A		
156987	Aomori Next Leader	01/03/2024	Active	24	0	0	0	0.00%	24		16		2	T,M,VP,SC	N/A		
157052	Hachinohe Tanabugumi	01/15/2024	Active	20	0	0	0	0.00%	21		9		2	M,VP,SC	N/A		\$1,487.97
180539	Hirosaki Sakae	01/27/2025	Active	30	33	3	30	100.00%	0	0	1			T,M,VP,SC	N/A		
Clubs more than two years old																	
24946	AJIGASAWA	04/09/1973	Active	27	1	0	1	3.85%	26		9		2	N	P,T,M,VP,SC	24+	\$420.08
24953	AOMORI	12/12/1956	Active	50	4	4	0	0.00%	50	9	1			S,M,VP,SC	6		\$2,437.00
Exc Award (06/30/2017, 06/30/2021)																	
150848	Aomori Blue	05/31/2022	Active	17	0	0	0	0.00%	17		12		None	P,S,M,VP,SC	N/A		
24954	AOMORI CHUO	03/17/1963	Active	38	1	1	0	0.00%	41	35	2			N	T,VP	8	\$2,536.97
Exc Award (06/30/2019, 06/30/2022)																	
24956	AOMORI HAKKO	03/26/1965	Active	26	0	3	-3	-10.34%	29	29	4			P,S,T,M,VP SC	7		\$977.27
Exc Award (06/30/2017)																	
36640	AOMORI HAMANASU	02/05/1979	Active	30	3	0	3	11.11%	28		6			P,S,T,M,VP SC	6		\$988.21
82282	AOMORI JOMON	05/04/2004	Active	17	6	0	6	54.55%	14		2			M,VP,SC	8		\$355.68
Exc Award (06/30/2019, 06/30/2021)																	
42138	AOMORI KAMOME	12/06/1982	Active	16	0	0	0	0.00%	17		10			P,S,T,M,VP SC	4		\$1,132.40
62027	AOMORI MAHORоба	06/01/1999	Active	46	0	5	-5	-9.80%	55	4	4			N	S,M,VP,SC	21	\$11,358.95
41271	AOMORI MICHINOKU	04/01/1982	Active	17	0	0	0	0.00%	17		11			N	M	12	\$846.10
101811	AOMORI MIRAI	05/02/2008	Active	28	0	0	0	0.00%	28		2			N		8	\$129.26
Exc Award (06/30/2020, 06/30/2021)																	
63507	AOMORI NEBUTA	08/08/2000	Active	33	2	3	-1	-2.94%	36	7	0			N	T,M,SC	1	\$1,218.26
152718	Aomori Ocean	10/06/2022	Active	26	1	0	1	4.00%	26		2			N	M,VP,SC	0	\$368.42
42732	AOMORI SOTOGAHAMA	05/16/1983	Active	19	1	1	0	0.00%	19	2	7		2	T,M,VP,SC	6		\$351.41
Exc Award (06/30/2017)																	



Club Health Assessment for District 332 A through April 2025

			Status	Membership							Reports					Finance	LCIF
Club Number	Club Name	Charter Date		Current Member Count	YTD Members Added	YTD Members Dropped	YTD Net Growth	YTD Net Growth%	Member Count 12 Months Ago	Avg. length of service for dropped members	Months Since Last MMR ***	Yrs. Since Last Officer Report	President Rotation	Vice President Reported ****	Months Since Last Activity Report ***	Account Balance	Donations for current Fiscal Year
			Number of times on status quo within last two years	If below 15 members appears				If net loss is greater than 20% appears			If no report in 3 months appears in	When more than one year appears in	Number of repeat terms	Notes the officers that do not have an active	If no report at 12 months appears in red		
24955	AOMORI UTOU	03/23/1969	Active	31	1	1	0	0.00%	33	33	0			N	SC	1	\$1,632.36
120061	Aomori Zero	07/29/2013	Active	32	10	3	7	28.00%	27	11	3			N	P,VP,SC	10	\$2,918.30
41272	FUKAURA	04/01/1982	Active	5	0	0	0	0.00%	5		33		4		P,S,T,M,VP SC	24+	
151497	Gonohe Omatsuri	06/23/2022	Active(1)	16	4	0	4	33.33%	16		1		2		P,T,M,VP,SC	N/A	
24961	GOSHOGAWARA	12/12/1963	Active	65	2	0	2	3.17%	66		2			N	S,M,VP,SC	18	\$8,322.12
55592	GOSHOGAWARA CHUO	04/21/1994	Active	26	0	0	0	0.00%	28		8			N	P,T,M,SC	24+	\$694.24
48201	GOSHOGAWARA TSUGARU	02/16/1988	Active	33	0	0	0	0.00%	35		2				T,M,VP,SC	24+	\$488.86
24963	HACHINOHE	10/01/1959	Active	65	8	5	3	4.84%	65	10	0				VP,SC	22	\$5,411.91
24962	HACHINOHE CHUO	12/08/1968	Active	53	10	9	1	1.92%	52	28	1				T,M,VP,SC	0	\$1,488.36
150434	Hachinohe Golf	04/18/2022	Active	33	4	1	3	10.00%	38	2	4				P,M,VP,SC	7	\$455.74
30022	HACHINOHE HAKUO	12/09/1974	Active	21	3	1	2	10.53%	20	59	0				S,T,M,VP,SC	6	\$542.16
55453	HACHINOHE HIGASHI	03/21/1994	Active	51	3	0	3	6.25%	49		0				T,M,VP,SC	6	\$1,256.26
44335	HACHINOHE JOHOKU	10/08/1984	Active	31	3	2	1	3.33%	30	22	1				S,T,M,VP,SC	24+	\$1,724.21
148784	Hachinohe Kireiumi	10/29/2021	Active	26	1	1	0	0.00%	28	3	4				M,VP,SC	N/A	\$143.38
150786	Hachinohe Kodai Banrabo	06/07/2022	Active	19	0	0	0	0.00%	14		10		None		P,S,T,M,VP SC	N/A	
36782	HACHINOHE MIYAGI	03/12/1979	Active	20	1	0	1	5.26%	22		0				P,S,T,M,VP SC	13	\$1,849.89
95946	HACHINOHE UMINOKO	02/28/2006	Active	58	3	0	3	5.45%	57		2			N	M,SC	24+	\$1,789.78
49656	HIGASHIDORI	06/19/1989	Active	30	0	1	-1	-3.23%	31	13	0		None		P,S,T,M,VP SC	16	\$990.54
24967	HIRAKA	10/04/1969	Active	35	2	2	0	0.00%	38	24	3			N	M,SC	24+	\$1,981.61
150339	Hiranai Dream	03/30/2022	Active	28	0	0	0	0.00%	30		10			N		2	
24969	HIROSAKI	12/17/1958	Active	86	2	2	0	0.00%	86	1	0			N	P,T,M,VP,SC	24+	\$6,185.99
153606	Hirosaki Alert	02/13/2023	Active	21	0	0	0	0.00%	21		27				M,VP,SC	N/A	\$377.09
24970	HIROSAKI CHERRY	07/23/1963	Active	44	2	2	0	0.00%	44	6	3			N	SC	24+	\$2,797.78
24960	HIROSAKI CHUO	09/19/1969	Active	16	0	1	-1	-5.88%	17	43	7			N		24+	\$434.82
42253	HIROSAKI NISHI	01/24/1983	Active	19	1	3	-2	-9.52%	23	7	0			N	P,S,T,M,VP SC	13	\$409.77



Club Health Assessment for District 332 A through April 2025

			Status	Membership							Reports					Finance	LCIF
Club Number	Club Name	Charter Date		Current Member Count	YTD Members Added	YTD Members Dropped	YTD Net Growth	YTD Net Growth%	Member Count 12 Months Ago	Avg. length of service for dropped members	Months Since Last MMR ***	Yrs. Since Last Officer Report	President Rotation	Vice President Reported ****	Months Since Last Activity Report ***	Account Balance	Donations for current Fiscal Year
			Number of times on status quo within last two years	If below 15 members appears				If net loss is greater than 20% appears			If no report in 3 months appears in	When more than one year appears in	Number of repeat terms	Notes the officers that do not have an active	If no report at 12 months appears in red		
150340	Hirosaki SDGs	04/05/2022	Active	24	1	1	0	0.00%	24	1	3			M,VP,SC	10		\$372.82
24971	HIROSAKI TO O	02/15/1971	Active	57	5	3	2	3.64%	57	8	0			N	10		\$4,806.52
	Exc Award (06/30/2017, 06/30/2023)																
24972	HIROSAKI TSUGARU	11/23/1970	Active	46	6	1	5	12.20%	42	0	0			T,M,VP,SC	9		\$12,021.62
31877	INAKADATE	03/12/1976	Active	13	1	1	0	0.00%	13	9	3		N	P,S,M,SC	24+		\$260.00
24979	IWAKI	08/20/1969	Active	19	4	0	4	26.67%	18		7		IP	S,T,VP,SC	22		\$2,130.94
24989	KUROISHI	09/26/1962	Active	44	1	2	-1	-2.22%	45	16	1		N	M,SC	0		\$1,157.13
	Exc Award (06/30/2018)																
31819	KUROISHI UJO	03/02/1976	Active	91	1	1	0	0.00%	92	15	6		N	T,SC	4		\$6,918.95
	Exc Award (06/30/2016, 06/30/2018, 06/30/2020)																
24994	MISAWA	03/27/1965	Active	38	3	1	2	5.56%	36	14	8			S,T,M,VP,SC	12		\$1,165.68
49280	MISAWA KIZAKINO	03/03/1989	Active	52	0	0	0	0.00%	52		7			M,VP,SC	23		\$1,260.17
25002	MUTSU	03/12/1967	Active	59	1	1	0	0.00%	61	11	0			P,S,T,M,VP SC	13		\$4,643.81
154276	Mutsu - Shimokita Next	04/26/2023	Active	30	4	1	3	11.11%	27	1	0		None	P,S,T,M,VP SC	N/A		\$278.29
59227	MUTSU MIRAI	03/10/1997	Active	10	0	0	0	0.00%	10		23		None	P,S,T,M,VP SC	16		\$816.19
36086	NAKADOMARI	09/11/1978	Active	19	0	3	-3	-13.64%	22	7	9			T,M,VP,SC	13		
39661	NOHEJI	03/30/1981	Active	11	0	0	0	0.00%	11		6			P,T,M,VP,SC	24+		\$432.92
55091	OHMA	12/06/1993	Active	16	1	1	0	0.00%	16	0	3			P,S,T,M,VP SC	0		\$169.77
126943	Sannohe	03/02/2016	Active	29	4	1	3	11.54%	26	2	1			P,M,VP,SC	N/A		\$494.52
33394	TOWADA	02/25/1977	Active	37	0	1	-1	-2.63%	40	15	4			M,VP,SC	0		\$1,921.78
39495	TOWADA INAOI	02/24/1981	Active	19	0	0	0	0.00%	19		7			S,VP,SC	0		\$200.02
44915	TOWADA OIRASE	04/29/1985	Active	25	1	0	1	4.17%	25		1			T,M,VP	0		\$1,750.99
24987	TSUGARU	02/05/1964	Active	23	1	0	1	4.55%	22		6			P,M,VP,SC	12		\$287.30
32652	TSURUTA	07/19/1976	Active	28	0	2	-2	-6.67%	30	17	3			S,M,VP,SC	0		\$3,038.72



Club Health Assessment for District 332 A through April 2025

			Status	Membership						Reports				Finance	LCIF		
Club Number	Club Name	Charter Date		Current Member Count	YTD Members Added	YTD Members Dropped	YTD Net Growth	YTD Net Growth%	Member Count 12 Months Ago	Avg. length of service for dropped members	Months Since Last MMR ***	Yrs. Since Last Officer Report	President Rotation	Vice President Reported ****	Months Since Last Activity Report ***	Account Balance	Donations for current Fiscal Year
			Number of times on status quo within last two years	If below 15 members appears		If net loss is greater than 20% appears					If no report in 3 months appears in	When more than one year appears in	Number of repeat terms	Notes the officers that do not have an active	If no report at 12 months appears in red		

Clubs Cancelled Previous Fiscal Year – Clubs Cancelled within last 12 months may be reinstated

Club Number	Club Name	Charter Date	Current Status*	Cancellation Date
39109	HACHINOHE MABECHI	11/24/1980	Cancelled(6*)	06/29/2024
42501	TOWADAKO	03/14/1983	Cancelled(6*)	06/29/2024

Current Total Clubs Count	YTD New Clubs Count	YTD Cancelled Clubs Count	YTD Net Club Gain	Current Total Members Count	YTD Add	YTD Drop	YTD Net Growth	YTD Net Growth %	Member Count 12 Months Ago	Average Member Count Per Club	% of Clubs with less than 20 members	% No MMR in 3 Months	% No Officer Report in 12 Months	% of Clubs with balance 90+ days	Number of Clubs in Status Quo	% Status Quo Clubs in Financial Suspension	Number of Cancelled Clubs	Average Cancelled Club Age	Members Lost Due to Cancellation	% of Clubs Cancelled for Non-Financial Reasons
64	2	0	2	2,042	170	74	96	4.93%	2,011	32	27%	55%	0%	0%	0	0%	0	0	0	0%

* - P - Priority Club. Cancellation Reasons: 1-Objectives/conduct, 2-Non-active club, 5-Non-existing club, 6-Disbanding, 7-Merger, 8-Financial Suspension, 9-District/Multiple District Dues.

** - Abbreviation: P-President, S-Secretary, T-Treasurer, M-Member Chairperson, VP-First Vice President, MC-Communications Chairperson, SC-Service Chairperson

*** - Abbreviation: N/R - Never reported using the Lions Clubs website, N/A - Not applicable, No password registered for the Lions Clubs website.

**** - Abbreviation: N - New, IP - Immediate Past, R - Repeat.



Club Health Assessment for District 332 B through April 2025

			Status	Membership							Reports					Finance		LCIF
Club Number	Club Name	Charter Date		Current Member Count	YTD Members Added	YTD Members Dropped	YTD Net Growth	YTD Net Growth%	Member Count 12 Months Ago	Avg. length of service for dropped members	Months Since Last MMR ***	Yrs. Since Last Officer Report	President Rotation	Vice President Reported ****	Months Since Last Activity Report ***	Account Balance	Donations for current Fiscal Year	
			Number of times on status quo within last two years	If below 15 members appears				If net loss is greater than 20% appears			If no report in 3 months appears in	When more than one year appears in	Number of repeat terms	Notes the officers that do not have an active	If no report at 12 months appears in red			
Clubs less than two years old																		
157467	Miyako Jodogahama	03/07/2024	Active	26	2	2	0	0.00%	23	1	0		2	T,M,VP,SC	0		\$1,364.00	
Clubs more than two years old																		
39783	ASHIRO	04/16/1981	Active	17	0	0	0	0.00%	17		13			M,VP,SC	0		\$1,182.00	
24957	DAITO	04/27/1969	Active	18	1	0	1	5.88%	19		6		IP	M,SC	0		\$442.02	
24958	ESASHI	11/24/1963	Active	39	0	3	-3	-7.14%	42	17	0			M,VP,SC	16		\$336.00	
47565	EZURIKO	06/26/1987	Active	32	2	0	2	6.67%	32		4		N	SC	0		\$1,824.05	
Exc Award (06/30/2016, 06/30/2017, 06/30/20)																		
31173	FUJISAWA	09/10/1975	Active	19	0	0	0	0.00%	22		10			M,VP,SC	10		\$1,374.01	
Exc Award (06/30/2016)																		
24965	HANAIZUMI	03/22/1970	Active	21	1	1	0	0.00%	22	19	6		N	SC	0		\$564.00	
24964	HANAMAKI	08/24/1962	Active	18	0	3	-3	-14.29%	21	17	2		N	M,SC	0		\$450.00	
30484	HANAMAKI HIGASHI	03/31/1975	Active	22	0	2	-2	-8.33%	29	33	7		N	M,SC	3		\$436.00	
24966	HIGASHIYAMA	03/28/1971	Active	45	2	0	2	4.65%	45		3		N	M,SC	12		\$1,900.01	
Exc Award (06/30/2017)																		
24968	HIRAIZUMI	03/20/1968	Active	45	2	15	-13	-22.41%	58	5	2		N		12		\$1,018.00	
Exc Award (06/30/2016, 06/30/2018, 06/30/20)																		
24974	ICHINOSEKI	05/15/1962	Active	35	2	0	2	6.06%	35		4			S,M,VP,SC	5		\$538.00	
36670	ICHINOSEKI CHUO	02/28/1979	Active	81	2	3	-1	-1.22%	83	19	0		N	SC	0		\$2,496.01	
Exc Award (06/30/2016, 06/30/2018, 06/30/20)																		
48967	ICHINOSEKI GENBIKEI	10/18/1988	Active	19	2	2	0	0.00%	18	4	0			M,VP,SC	18		\$182.00	
24978	ISAWA	11/22/1970	Active	13	0	2	-2	-13.33%	16	19	6			S,T,M,VP,SC	12		\$182.00	
24976	ISHIDORIYA	06/08/1971	Active	47	0	1	-1	-2.08%	52	11	7			M,VP,SC	4		\$1,088.40	
110611	IWAIZUMI RYUSENDO	03/22/2011	Active	2	0	0	0	0.00%	2		14		4	M,VP,SC	13		\$28.00	
24983	KAMAISHI	03/03/1965	Active	50	2	0	2	4.17%	49		6			VP,SC	0		\$622.03	
24984	KAMAISHI LIAS	04/21/1968	Active	41	12	16	-4	-8.89%	44	11	3			M,VP,SC	1		\$784.00	
Exc Award (06/30/2016, 06/30/2019)																		



Club Health Assessment for District 332 B through April 2025

			Status	Membership						Reports					Finance	LCIF		
Club Number	Club Name	Charter Date		Current Member Count	YTD Members Added	YTD Members Dropped	YTD Net Growth	YTD Net Growth%	Member Count 12 Months Ago	Avg. length of service for dropped members	Months Since Last MMR ***	Yrs. Since Last Officer Report	President Rotation	Vice President Reported ****	Months Since Last Activity Report ***	Account Balance	Donations for current Fiscal Year	
			Number of times on status quo within last two years	If below 15 members appears				If net loss is greater than 20% appears			If no report in 3 months appears in	When more than one year appears in	Number of repeat terms	Notes the officers that do not have an active	If no report at 12 months red			
24981	KANEGASAKI	03/21/1970	Active	45	0	0	0	0.00%	49		8			N	SC	6		\$378.00
	Exc Award (06/30/2017)																	
32772	KAWASAKI IWATE	09/13/1976	Active	10	1	0	1	11.11%	9		9				M,VP,SC	18		\$271.99
24986	KITAKAMI	12/11/1963	Active	76	0	2	-2	-2.56%	80	8	3			N	M,VP,SC	5		\$6,646.02
	Exc Award (06/30/2017, 06/30/2019)																	
32995	KITAKAMI KUNIMI	11/10/1976	Active	49	6	4	2	4.26%	54	27	0			N	SC	15		\$3,189.99
	Exc Award (06/30/2016, 06/30/2017)																	
24991	KUJI	05/15/1966	Active	56	5	3	2	3.70%	56	15	0			N	P,SC	1		\$2,110.01
	Exc Award (06/30/2017, 06/30/2020)																	
24992	MAESAWA	11/26/1967	Active	26	0	1	-1	-3.70%	28	1	1				M,VP,SC	0		\$1,634.00
	Exc Award (06/30/2016, 06/30/2019)																	
24995	MIYAKO IWATE	04/24/1964	Active	9	1	4	-3	-25.00%	12	3	3		5		M,VP,SC	12		\$168.00
41853	MIYAKO RIKUCHU	09/27/1982	Active	13	0	0	0	0.00%	14		3				M,VP,SC	1		\$154.00
	Exc Award (06/30/2017)																	
24996	MIZUSAWA	02/24/1961	Active	46	3	5	-2	-4.17%	48	28	1				M,VP,SC	3		\$1,530.00
24997	MIZUSAWA CHUO	12/17/1967	Active	51	1	2	-1	-1.92%	53	34	3				M,VP,SC	3		\$8,360.04
	Exc Award (06/30/2018, 06/30/2019)																	
24998	MORIOKA	06/17/1960	Active	43	3	2	1	2.38%	46	12	2			N	M,SC	1		\$1,938.01
	Exc Award (06/30/2017, 06/30/2018, 06/30/20)																	
24999	MORIOKA KOZUKATA	11/20/1962	Active	35	3	1	2	6.06%	35	36	3			N	M,SC	7		\$6,156.08
	Exc Award (06/30/2017, 06/30/2020)																	
30485	MORIOKA MINAMI	03/31/1975	Active	59	2	0	2	3.51%	59		0				M,VP,SC	9		\$1,278.01
	Exc Award (06/30/2017, 06/30/2018)																	
25000	MORIOKA MITAKE	12/05/1970	Active	47	0	1	-1	-2.08%	45	45	3			N	M,SC	1		\$1,946.01
	Exc Award (06/30/2016, 06/30/2017, 06/30/20)																	
25001	MORIOKA NAKATSUGAWA	12/05/1965	Active	50	0	0	0	0.00%	50		8			N	T,SC	5		\$7,131.09
	Exc Award (06/30/2020, 06/30/2024)																	
60840	MURONE	06/01/1998	Active	45	0	2	-2	-4.26%	49	1	6			N	M,SC	0		\$1,738.11
	Exc Award (06/30/2018)																	



Club Health Assessment for District 332 B through April 2025

			Status		Membership						Reports					Finance		LCIF		
Club Number	Club Name	Charter Date			Current Member Count	YTD Members Added	YTD Members Dropped	YTD Net Growth	YTD Net Growth%	Member Count 12 Months Ago	Avg. length of service for dropped members	Months Since Last MMR ***	Yrs. Since Last Officer Report	President Rotation	Vice President Reported ****	Months Since Last Activity Report ***	Account Balance	Donations for current Fiscal Year		
			Number of times on status quo within last two years		If below 15 members appears				If net loss is greater than 20% appears			If no report in 3 months appears in	When more than one year appears in	Number of repeat terms		Notes the officers that do not have an active	If no report at 12 months appears in red			
24988	NINOHE	11/12/1967	Active		26	2	2	0	0.00%	26	7	3				M,VP,SC	0		\$1,702.52	
Exc Award (06/30/2021, 06/30/2024)																				
25004	NISHINE	08/09/1969	Active		67	0	0	0	0.00%	68		4			N	M,SC	0		\$1,836.01	
Exc Award (06/30/2017)																				
25007	OFUNATO	06/23/1968	Active		31	0	0	0	0.00%	32		10			N	M,SC	18		\$546.08	
36783	OFUNATO GOYO	03/12/1979	Active		28	6	2	4	16.67%	24	5	7			N	M,SC	19		\$1,524.03	
32032	OTSUCHI	04/13/1976	Active		32	0	0	0	0.00%	32		11			N	M,SC	1		\$336.00	
42920	RIKUCHUYAMADA	06/23/1983	Active		34	0	0	0	0.00%	34		13				M,VP,SC	16		\$2,294.20	
Exc Award (06/30/2017)																				
25015	RIKUZENTAKATA	01/31/1974	Active		61	0	0	0	0.00%	65		10			N	T,SC	6		\$1,860.04	
Exc Award (06/30/2018, 06/30/2021)																				
25018	SENMAYA	08/20/1967	Active		31	1	0	1	3.33%	32		9			N	P,S,T,M,VP SC	13		\$626.09	
Exc Award (06/30/2016)																				
25019	SHIWA	09/24/1965	Active		35	1	0	1	2.94%	35		8				M,VP,SC	4		\$959.70	
33792	SUMITA	04/06/1977	Active		21	2	0	2	10.53%	24		2				M,VP,SC	18		\$140.00	
50791	TAKIZAWA	06/28/1990	Active		27	3	4	-1	-3.57%	29	9	3			N	S,M,SC	4	90+ Days	\$322.00	
Exc Award (06/30/2016, 06/30/2024)																				
63322	TANOHATA	06/16/2000	Active		8	0	0	0	0.00%	12		0		5		S,T,M,VP,SC	6		\$98.00	
25020	TONO	03/26/1967	Active		21	0	1	-1	-4.55%	23	52	5				M,VP,SC	2		\$1,524.03	
25022	WAGA	03/20/1966	Active		92	2	7	-5	-5.15%	94	5	2				T,M,VP,SC	19		\$2,492.01	
Exc Award (06/30/2018, 06/30/2023)																				
40401	YAHABA	09/28/1981	Active		45	5	1	4	9.76%	44	52	0			N		2		\$1,142.00	
Current Total Clubs Count	YTD New Clubs Count	YTD Cancelled Clubs Count	YTD Net Club Gain	Current Total Members Count	YTD Add	YTD Drop	YTD Net Growth	YTD Net Growth %	Member Count 12 Months Ago	Average Member Count Per Club	% of Clubs with less than 20 members	% No MMR in 3 Months	% No Officer Report in 12 Months	% of Clubs with balance 90+ days	Number of Clubs in Status Quo	% Status Quo Clubs in Financial Suspension	Number of Cancelled Clubs	Average Cancelled Club Age	Members Lost Due to Cancellation	% of Clubs Cancelled for Non-Financial Reasons
50	0	0	0	1,809	77	94	-17	-0.93%	1,890	36	22%	68%	0%	2%	0	0%	0	0	0	0%



Club Health Assessment for District 332 B through April 2025

			Status	Membership							Reports					Finance	LCIF
Club Number	Club Name	Charter Date		Current Member Count	YTD Members Added	YTD Members Dropped	YTD Net Growth	YTD Net Growth%	Member Count 12 Months Ago	Avg. length of service for dropped members	Months Since Last MMR ***	Yrs. Since Last Officer Report	President Rotation	Vice President Reported ****	Months Since Last Activity Report ***	Account Balance	Donations for current Fiscal Year
			Number of times on status quo within last two years	If below 15 members appears				If net loss is greater than 20% appears			If no report in 3 months appears in	When more than one year appears in	Number of repeat terms	Notes the officers that do not have an active	If no report at 12 months appears in red		

* - P - Priority Club. Cancellation Reasons: 1-Objectives/conduct, 2-Non-active club, 5-Non-existing club, 6-Disbanding, 7-Merger, 8-Financial Suspension, 9-District/Multiple District Dues.
** - Abbreviation: P-President, S-Secretary, T-Treasurer, M-Member Chairperson, VP-First Vice President, MC-Communications Chairperson, SC-Service Chairperson
*** - Abbreviation: N/R - Never reported using the Lions Clubs website, N/A - Not applicable, No password registered for the Lions Clubs website.
**** - Abbreviation: N - New, IP - Immediate Past, R - Repeat.



Club Health Assessment for District 332 C through April 2025

			Status	Membership							Reports					Finance	LCIF
Club Number	Club Name	Charter Date		Current Member Count	YTD Members Added	YTD Members Dropped	YTD Net Growth	YTD Net Growth%	Member Count 12 Months Ago	Avg. length of service for dropped members	Months Since Last MMR ***	Yrs. Since Last Officer Report	President Rotation	Vice President Reported ****	Months Since Last Activity Report ***	Account Balance	Donations for current Fiscal Year
			Number of times on status quo within last two years	If below 15 members appears				If net loss is greater than 20% appears			If no report in 3 months appears in	When more than one year appears in	Number of repeat terms	Notes the officers that do not have appears in an active	If no report at 12 months red		
Clubs more than two years old																	
25481	FURUKAWA	11/15/1961	Active	20	0	9	-9	-31.03%	29	19	0			M,VP,SC	8		\$483.63
25454	FURUKAWA CHUO	05/05/1970	Active	15	0	1	-1	-6.25%	16	3	3		4	T,M,VP,SC	17		\$320.00
37894	FURUKAWA KOJYO	12/26/1979	Active	11	4	0	4	57.14%	7		9			M,VP,SC	22		\$76.69
25530	HIGASHI MATSUSHIMA	05/01/1966	Active	33	2	3	-1	-2.94%	37	40	0			N M,SC	24+		\$1,000.00
25459	ISHINOMAKI	03/18/1960	Active	62	4	7	-3	-4.62%	67	19	2			N SC	24+		\$1,904.94
25461	ISHINOMAKI CHUO	06/28/1966	Active	14	0	1	-1	-6.67%	15	32	0			N SC	4	90+ Days	\$206.52
33793	ISHINOMAKI HIYORI	04/11/1977	Active	26	2	1	1	4.00%	25	2	1			T,M,VP,SC	10		\$1,630.01
40721	ISHINOMAKI KANAN	12/29/1981	Active	27	0	0	0	0.00%	27		8			M,VP,SC	14	90+ Days	\$1,650.01
120985	Ishinomaki Megumino	12/18/2013	Active	24	7	5	2	9.09%	22	15	-1			M,VP,SC	0		\$520.12
36174	ISHINOMAKI MONOO	10/30/1978	Active	16	1	2	-1	-5.88%	17	16	3			M,VP,SC	24		
25462	IWANUMA	01/30/1973	Active	22	0	1	-1	-4.35%	24	9	9			M,VP,SC	1		\$3,323.82
48968	KAMI	10/19/1988	Active	10	0	0	0	0.00%	10		22	1	None	P,S,T,M,VP SC	24+		\$550.72
48753	KAWASAKI	06/20/1988	Active	17	1	0	1	6.25%	16		4			VP,SC	24+		\$1,000.00
25472	KESENNUMA	12/03/1961	Active	81	3	3	0	0.00%	81	20	2			N T,SC	0		\$2,710.01
25523	KURIHARA WAKAYANAGI	10/26/1963	Active	37	0	0	0	0.00%	36		4			P,T,M,VP,SC	24+		\$1,580.14
41108	MARUMORI	03/09/1982	Active	11	1	1	0	0.00%	11	8	1		2	VP,SC	5		\$24.40
25510	MINAMI SANRIKU SHIZUGAWA	07/26/1961	Active	63	3	0	3	5.00%	61		0			VP,SC	9		\$3,200.01
54178	MURATA	03/01/1993	Active	17	0	0	0	0.00%	17		12		2	M,VP,SC	11	90+ Days	\$440.00
47203	NAKADA	04/06/1987	Active	15	0	0	0	0.00%	15		13	1	None	P,S,T,M,VP SC	24+		
25487	NATORI	07/24/1968	Active	30	1	2	-1	-3.23%	32	25	3			VP,SC	0		\$5,076.72
37299	OGAWARA	06/18/1979	Active	18	6	1	5	38.46%	13	8	0		2	T,VP,SC	24+		\$145.32
25492	ONAGAWA	10/02/1966	Active	15	2	1	1	7.14%	14	3	0		2	M,VP,SC	13		\$300.00
25494	SANUMA	04/28/1969	Active	28	0	0	0	0.00%	28		0			M,VP,SC	16		\$1,190.20
25504	SENDAI	04/05/1957	Active	43	2	5	-3	-6.52%	49	13	0			T,VP,SC	10		\$2,000.00



Club Health Assessment for District 332 C through April 2025

			Status	Membership							Reports					Finance		LCIF
Club Number	Club Name	Charter Date		Current Member Count	YTD Members Added	YTD Members Dropped	YTD Net Growth	YTD Net Growth%	Member Count 12 Months Ago	Avg. length of service for dropped members	Months Since Last MMR ***	Yrs. Since Last Officer Report	President Rotation	Vice President Reported ****	Months Since Last Activity Report ***	Account Balance	Donations for current Fiscal Year	
			Number of times on status quo within last two years	If below 15 members appears				If net loss is greater than 20% appears			If no report in 3 months appears in	When more than one year appears in	Number of repeat terms	Notes the officers that do not have appears in an active	If no report at 12 months red			
25505	SENDAI AOB Exc Award (06/30/2018)	09/30/1961	Active	45	0	2	-2	-4.26%	47	27	6			VP,SC	1		\$6,100.03	
51258	SENDAI CITY	01/28/1991	Active	30	1	0	1	3.45%	32		6			M,VP,SC	9		\$1,650.00	
25508	SENDAI ECHO	05/16/1962	Active	74	2	2	0	0.00%	83	11	3			P,S,T,M,VP SC	0		\$3,400.04	
25506	SENDAI GOJYO	11/15/1963	Active	46	5	2	3	6.98%	43	4	0		N	S,T,M,VP,SC	1	90+ Days	\$6,184.06	
29610	SENDAI HAGI	06/25/1974	Active	24	2	1	1	4.35%	27	46	3			M,VP,SC	0		\$5,000.00	
32136	SENDAI HIGASHI	04/22/1976	Active	16	0	0	0	0.00%	17		10			VP,SC	0		\$1,000.00	
25500	SENDAI HIROSE	07/19/1969	Active	29	0	0	0	0.00%	30		10			VP,SC	10		\$2,000.00	
50735	SENDAI IWAKIRI	06/25/1990	Active	37	1	0	1	2.78%	38		8		N	T,SC	3		\$3,000.00	
25482	SENDAI IZUMI	10/11/1971	Active	44	3	3	0	0.00%	42	8	0			T,VP,SC	13		\$6,344.16	
59011	SENDAI IZUMICHUO	01/02/1997	Active	21	2	0	2	10.53%	24		8			T,M,VP,SC	11		\$420.03	
25498	SENDAI MIYAGINO	01/28/1970	Active	5	0	0	0	0.00%	5		12			S,M,VP,SC	22		\$1,000.00	
43690	SENDAI MORI	03/20/1984	Active	24	0	1	-1	-4.00%	25	34	4			VP,SC	0			
63459	SENDAI NEW PORT	06/30/2000	Active	19	1	2	-1	-5.00%	20	16	0		3	M,VP,SC	24+			
56056	SENDAI SEIUN	08/16/1994	Active	32	1	0	1	3.23%	33		5			VP,SC	0		\$4,672.91	
153829	Sendai Seven Two	03/14/2023	Active	32	6	5	1	3.23%	28	1	1		3	VP,SC	10			
46126	SENDAI TAKASAGO	04/14/1986	Active	34	1	0	1	3.03%	33		6			S,M,VP,SC	13	90+ Days	\$1,000.00	
36175	SHIBATA	10/31/1978	Active	19	0	1	-1	-5.00%	21	3	5			VP,SC	11		\$209.15	
35898	SHICHIGAHAMA	06/14/1978	Active	19	4	1	3	18.75%	16	30	1			M,VP,SC	24+		\$1,279.16	
25511	SHIOGAMA	01/18/1962	Active	20	3	0	3	17.65%	19		6		2	P,T,M,VP,SC	1		\$239.99	
38764	SHIOGAMA CHUO	06/29/1980	Active	13	0	0	0	0.00%	11		11		N	SC	11	90+ Days		
52104	SHIROISHI MASUOKA	10/22/1991	Active	15	0	0	0	0.00%	15		13			M,VP,SC	11		\$1,050.02	
25513	SHIWAHIME	12/18/1973	Active	26	1	0	1	4.00%	27		8			T,M,VP,SC	24+		\$640.00	
25517	TAGAJO	05/26/1972	Active	34	2	0	2	6.25%	32		0			T,VP,SC	6		\$4,100.03	
25516	TAIWA ECHO	08/02/1971	Active	26	3	0	3	13.04%	23		1			VP,SC	10			



Club Health Assessment for District 332 C through April 2025

			Status		Membership						Reports					Finance		LCIF		
Club Number	Club Name	Charter Date		Current Member Count	YTD Members Added	YTD Members Dropped	YTD Net Growth	YTD Net Growth%	Member Count 12 Months Ago	Avg. length of service for dropped members	Months Since Last MMR ***	Yrs. Since Last Officer Report	President Rotation	Vice President Reported ****	Months Since Last Activity Report ***	Account Balance	Donations for current Fiscal Year			
			Number of times on status quo within last two years	If below 15 members appears				If net loss is greater than 20% appears			If no report in 3 months appears in	When more than one year appears in	Number of repeat terms	Notes the officers that do not have an active	If no report at 12 months appears in red					
149377	Tome City	01/04/2022	Active	35	5	0	5	16.67%	30		0			M,VP,SC	N/A		\$534.00			
61486	TOMIYA	02/02/1999	Active	16	0	0	0	0.00%	16		6		3	M,VP,SC	17					
37397	TSUKIDATE	06/27/1979	Active	19	0	2	-2	-9.52%	21	2	6			P,M,VP,SC	0		\$220.00			
36361	WAKUYA	12/12/1978	Active	34	2	5	-3	-8.11%	38	21	2		N		5		\$471.30			
25524	WATARI	12/14/1971	Active	10	0	1	-1	-9.09%	11	12	9			M,VP,SC	24+		\$1,327.92			
41426	YAMAMOTO	05/19/1982	Active	20	3	3	0	0.00%	20	12	0			S,T,M,SC	21		\$2,562.31			
39786	ZAO	04/16/1981	Active	27	5	3	2	8.00%	25	18	2		None	P,S,M,VP,SC	20		\$1,580.00			
Current Total Clubs Count	YTD New Clubs Count	YTD Cancelled Clubs Count	YTD Net Club Gain	Current Total Members Count	YTD Add	YTD Drop	YTD Net Growth	YTD Net Growth %	Member Count 12 Months Ago	Average Member Count Per Club	% of Clubs with less than 20 members	% No MMR in 3 Months	% No Officer Report in 12 Months	% of Clubs with balance 90+ days	Number of Clubs in Status Quo	% Status Quo Clubs in Financial Suspension	Number of Cancelled Clubs	Average Cancelled Club Age	Members Lost Due to Cancellation	% of Clubs Cancelled for Non-Financial Reasons
55	0	0	0	1,500	92	77	15	1.01%	1,521	27	38%	56%	4%	11%	0	0%	0	0	0	0%

* - P - Priority Club. Cancellation Reasons: 1-Objectives/conduct, 2-Non-active club, 5-Non-existing club, 6-Disbanding, 7-Merger, 8-Financial Suspension, 9-District/Multiple District Dues.
** - Abbreviation: P-President, S-Secretary, T-Treasurer, M-Member Chairperson, VP-First Vice President, MC-Communications Chairperson, SC-Service Chairperson
*** - Abbreviation: N/R - Never reported using the Lions Clubs website, N/A - Not applicable, No password registered for the Lions Clubs website.
**** - Abbreviation: N - New, IP - Immediate Past, R - Repeat.



Club Health Assessment for District 332 D through April 2025

Club Number	Club Name	Charter Date	Status	Membership							Reports					Finance	LCIF
				Current Member Count	YTD Members Added	YTD Members Dropped	YTD Net Growth	YTD Net Growth%	Member Count 12 Months Ago	Avg. length of service for dropped members	Months Since Last MMR ***	Yrs. Since Last Officer Report	President Rotation	Vice President Reported ****	Months Since Last Activity Report ***	Account Balance	Donations for current Fiscal Year
			Number of times on status quo within last two years	If below 15 members appears				If net loss is greater than 20% appears			If no report in 3 months appears in	When more than one year appears in	Number of repeat terms	Notes the officers that do not have an active	If no report at 12 months appears in red		
Clubs more than two years old																	
32029	ADACHI	04/09/1976	Active	24	1	1	0	0.00%	24	4	0			N	SC	0	\$130.65
36946	AIZU SHIOKAWA YUGAWA	04/11/1979	Active	8	0	2	-2	-20.00%	11	8	3				T,M,VP,SC	1	
	Exc Award (06/30/2023)																
25444	AIZU WAKAMATSU	01/22/1960	Active	12	0	2	-2	-14.29%	15	6	2			N	P,S,T,VP,SC	0	\$260.05
	Exc Award (06/30/2017)																
25442	AIZU WAKAMATSU KAKUJO	03/06/1968	Active	18	0	0	0	0.00%	18		13			N	P,S,T,M,VP SC	0	\$457.56
	Exc Award (06/30/2023)																
30664	AIZUBANDAI L C	04/29/1975	Active	44	3	3	0	0.00%	44	34	1		None		P,S,T,M,VP SC	3	\$1,000.00
25445	AIZUBANGE	06/27/1965	Active	15	2	0	2	15.38%	13		9		None		P,S,T,M,VP SC	5	\$1,100.01
25443	AIZUKITAKATA L C	11/27/1966	Active	73	7	1	6	8.96%	67	0	6				P,T,M,VP,SC	2	\$2,700.00
25440	AIZUWAKAMATSU AOI	02/28/1970	Active	22	1	2	-1	-4.35%	23	8	1			N	P,T,M,VP,SC	0	\$1,638.93
	Exc Award (06/30/2016)																
31384	BANDAIATAMI L C	11/24/1975	Active	21	0	0	0	0.00%	21		20		3		P,S,T,M,VP SC	9	\$1,000.00
36947	DATEMACHI L C	04/10/1979	Active	20	2	2	0	0.00%	21	17	1				P,S,T,M,VP SC	0	\$1,360.05
	Exc Award (06/30/2016, 06/30/2018, 06/30/2020)																
25449	FUKUSHIMA	11/28/1959	Active	28	1	1	0	0.00%	29	2	0			N	P,T,M,SC	0	\$209.15
	Exc Award (06/30/2017)																
47319	FUKUSHIMA AZUMA	05/04/1987	Active	23	0	1	-1	-4.17%	24	11	0				P,S,T,M,VP SC	4	\$1,000.00
	Exc Award (06/30/2016, 06/30/2018)																
25450	FUKUSHIMA CHUO	05/24/1966	Active	76	9	8	1	1.33%	83	11	0			N	P,T,M,SC	0	\$7,525.10
	Exc Award (06/30/2016, 06/30/2017)																
35461	FUKUSHIMA GREEN	04/25/1978	Active	27	2	0	2	8.00%	25		5			N	P,S,T,M,VP	0	\$304.32
39787	FUKUSHIMA HIGASHI	04/07/1981	Active	24	2	2	0	0.00%	25	15	6				S,T,M,VP,SC	1	\$2,100.00
	Exc Award (06/30/2020)																
78337	FUKUSHIMA LIBERTY	02/19/2004	Active	10	0	0	0	0.00%	10		13		6		P,S,T,M,VP SC	6	
32771	FUKUSHIMA MATSUKAWA	09/27/1976	Active	24	2	2	0	0.00%	27	10	0			N	P,S,T,M,VP SC	2	\$1,601.68
	Exc Award (06/30/2018)																




Club Health Assessment for District 332 D through April 2025

			Status	Membership							Reports					Finance	LCIF
Club Number	Club Name	Charter Date		Current Member Count	YTD Members Added	YTD Members Dropped	YTD Net Growth	YTD Net Growth%	Member Count 12 Months Ago	Avg. length of service for dropped members	Months Since Last MMR ***	Yrs. Since Last Officer Report	President Rotation	Vice President Reported ****	Months Since Last Activity Report ***	Account Balance	Donations for current Fiscal Year
			Number of times on status quo within last two years	If below 15 members appears					If net loss is greater than 20% appears			If no report in 3 months appears in	When more than one year appears in	Number of repeat terms	Notes the officers that do not have an active	If no report at 12 months appears in red	
25452	FUKUSHIMA NISHI	11/26/1973	Active	64	6	3	3	4.92%	62	3	0			S,T,M,VP,SC	0		\$1,985.63
Exc Award (06/30/2016, 06/30/2017)																	
31879	FUKUSHIMA SHINOBU	03/15/1976	Cancelled(6*)	0	0	4	-4	-100.00%	25	17	7	1	None	P,S,T,M,VP SC	8		
29977	FUKUSHIMA SHINRYO	11/15/1974	Active	67	6	7	-1	-1.47%	69	6	0			N	1		\$14,613.48
Exc Award (06/30/2016, 06/30/2017, 06/30/20																	
56843	HANAWA	04/18/1995	Active	19	0	0	0	0.00%	21		9			P,S,T,M,VP SC	6		\$383.46
25455	HARAMACHI	04/25/1972	Active	43	4	4	0	0.00%	43	5	0			N	2		\$3,867.99
Exc Award (06/30/2023, 06/30/2024)																	
53780	HIGASHI	11/02/1992	Active	7	1	0	1	16.67%	6		2			S,T,M,VP,SC	5		
137275	Higashi Nippon Kokusai Daigaku	01/29/2019	Active	20	9	0	9	81.82%	19		2		7	R	9		
Exc Award (06/30/2020)																	
25457	HOBARA	01/24/1971	Active	30	0	2	-2	-6.25%	32	9	1			P,S,T,M,VP SC	0		\$1,460.06
37109	IIDATE	05/08/1979	Active	33	3	1	2	6.45%	41	3	4			N	0		\$3,268.00
32653	IINO	07/19/1976	Active	33	3	4	-1	-2.94%	35	16	3			N	5		\$2,526.52
Exc Award (06/30/2023)																	
25458	INAWASHIRO	03/24/1966	Active	35	3	1	2	6.06%	34	4	6			N	4		\$3,000.01
25463	ISHIKAWA	03/28/1968	Active(1)	42	2	1	1	2.44%	46	45	2			N	1		\$3,626.25
Exc Award (06/30/2016, 06/30/2018, 06/30/20																	
25514	IWAKI	07/28/1962	Active	46	1	1	0	0.00%	52	50	0			M,VP,SC	4		\$1,000.63
39110	IWAKI CHUO	11/11/1980	Active	7	0	5	-5	-41.67%	12	13	1		3	T,M,VP,SC	4		
84555	IWAKI HIGASHI	12/20/2004	Active	57	4	2	2	3.64%	72	1	2			M,VP,SC	2		\$7,711.18
Exc Award (06/30/2019, 06/30/2023)																	
51532	IWAKI IZUMI	04/03/1991	Active	21	1	4	-3	-12.50%	24	15	2			T,M,VP,SC	1		\$429.25
25464	IWAKI NAKOSO	11/05/1973	Active	26	8	4	4	18.18%	23	18	2			M,VP,SC	6		\$339.18
57279	IWASE ORION	08/08/1995	Active	21	8	2	6	40.00%	16	28	3			N	1		\$406.75
29609	IWASHIRO	06/25/1974	Active	34	2	4	-2	-5.56%	37	15	0			S,T,M,VP,SC	0		\$2,000.02
42921	KAGAMIISHI	06/22/1983	Active	28	0	0	0	0.00%	28		4			P,T,M,VP,SC	6		\$1,000.01



Club Health Assessment for District 332 D through April 2025

			Status	Membership							Reports					Finance	LCIF
Club Number	Club Name	Charter Date		Current Member Count	YTD Members Added	YTD Members Dropped	YTD Net Growth	YTD Net Growth%	Member Count 12 Months Ago	Avg. length of service for dropped members	Months Since Last MMR ***	Yrs. Since Last Officer Report	President Rotation	Vice President Reported ****	Months Since Last Activity Report ***	Account Balance	Donations for current Fiscal Year
			Number of times on status quo within last two years	If below 15 members appears				If net loss is greater than 20% appears			If no report in 3 months appears in	When more than one year appears in	Number of repeat terms	Notes the officers that do not have an active	If no report at 12 months red		
25469	KAWAMATA	02/19/1967	Active	51	5	3	2	4.08%	49	3	0			N	P,S,M,VP,SC	0	\$3,000.01
	Exc Award (06/30/2016, 06/30/2017, 06/30/2023)																
33066	KORI	11/23/1976	Active	48	3	0	3	6.67%	48		0				P,T,M,VP,SC	1	\$1,000.29
	Exc Award (06/30/2016, 06/30/2023)																
25475	KORIYAMA	03/31/1961	Active	29	0	1	-1	-3.33%	30	2	2			R	S,SC	1	\$361.94
	Exc Award (06/30/2017, 06/30/2022, 06/30/2023)																
28236	KORIYAMA ASAKA	03/29/1974	Active	27	1	2	-1	-3.57%	34	2	3		2		S,T,M,VP	0	\$400.00
	Exc Award (06/30/2016, 06/30/2018)																
25473	KORIYAMA CHUO	06/08/1966	Active	36	5	0	5	16.13%	31		1				P,T,M,VP,SC	2	\$3,300.05
	Exc Award (06/30/2016, 06/30/2019, 06/30/2023)																
44149	KORIYAMA HIGASHI	06/22/1984	Active	58	3	0	3	5.45%	71		0			N	M	0	\$3,700.05
	Exc Award (06/30/2018)																
25474	KORIYAMA KAISEI	11/01/1971	Active	42	2	0	2	5.00%	40		0		2		T,M,VP,SC	1	\$349.01
	Exc Award (06/30/2016, 06/30/2017, 06/30/2023)																
32773	KORIYAMA KITA	09/21/1976	Active	30	0	6	-6	-16.67%	36	14	3				P,S,T,M,VP SC	3	\$2,446.19
	Exc Award (06/30/2020, 06/30/2021, 06/30/2023)																
31386	KORIYAMA MINAMI	11/25/1975	Active	32	5	0	5	18.52%	29		0		None		P,S,T,M,VP SC	6	\$3,378.18
	Exc Award (06/30/2021, 06/30/2024)																
38234	KORIYAMA NISHI	03/04/1980	Active	54	4	3	1	1.89%	54	7	2			N	M	2	\$6,974.13
	Exc Award (06/30/2016, 06/30/2018, 06/30/2023)																
30841	KUNIMI	05/29/1975	Active	32	2	1	1	3.23%	32	0	2			N	P,S,T,M,VP SC	2	\$4,258.01
	Exc Award (06/30/2021)																
25483	MOTOMIYA	11/29/1970	Active	47	6	3	3	6.82%	44	22	0				P,S,T,M,VP SC	1	\$2,000.01
	Exc Award (06/30/2016, 06/30/2017, 06/30/2023)																
25488	NIHONMATSU	02/04/1968	Active	52	3	4	-1	-1.89%	53	19	0			N	VP	0	\$6,697.17
	Exc Award (06/30/2020, 06/30/2023)																
31502	NISHIAIZU	12/12/1975	Active	35	0	1	-1	-2.78%	36	14	3				P,S,T,M,VP SC	4	\$460.49
25493	ONOMACHI	03/30/1968	Active	24	0	0	0	0.00%	42		0				P,T,M,VP,SC	0	\$2,000.00
	Exc Award (06/30/2018, 06/30/2022)																



Club Health Assessment for District 332 D through April 2025

			Status		Membership						Reports					Finance		LCIF		
Club Number	Club Name	Charter Date		Current Member Count	YTD Members Added	YTD Members Dropped	YTD Net Growth	YTD Net Growth%	Member Count 12 Months Ago	Avg. length of service for dropped members	Months Since Last MMR ***	Yrs. Since Last Officer Report	President Rotation	Vice President Reported ****	Months Since Last Activity Report ***	Account Balance	Donations for current Fiscal Year			
			Number of times on status quo within last two years	If below 15 members appears					If net loss is greater than 20% appears			If no report in 3 months appears in	When more than one year appears in	Number of repeat terms	Notes the officers that do not have appears in an active red	If no report at 12 months appears in				
32996	RYOZEN	11/18/1976	Active	37	1	0	1	2.78%	36		1			N	M,SC	0		\$515.91		
Exc Award (06/30/2016, 06/30/2020)																				
59811	SHINCHI	06/27/1997	Active	20	0	0	0	0.00%	20		10				T,M,VP,SC	0		\$1,329.27		
25501	SHIRAKAWA	01/28/1968	Active	33	3	1	2	6.45%	33	55	9				P,S,T,M,VP SC	2				
29170	SHIRAKAWA KOMINE	04/08/1974	Active	22	0	0	0	0.00%	23		4				T,M,VP,SC	3		\$1,532.91		
33396	SOMA	02/15/1977	Active	11	0	0	0	0.00%	11		4				T,M,VP,SC	4		\$67.97		
25512	SUKAGAWA	04/22/1964	Active	25	4	2	2	8.70%	26	2	0				P,S,M,VP,SC	0		\$5,895.28		
Exc Award (06/30/2018, 06/30/2020, 06/30/2020)																				
30526	SUKAGAWA CHUO	04/08/1975	Active	20	5	2	3	17.65%	19	50	0				P,S,T,M,VP SC	3		\$153.34		
Exc Award (06/30/2020)																				
53340	TAMAKAWA	06/23/1992	Active	39	13	0	13	50.00%	26		3			N	T,M	6		\$7,222.15		
25453	TAMURA	12/26/1973	Active	45	2	3	-1	-2.17%	48	28	4				P,S,T,M,VP SC	2		\$1,913.49		
Exc Award (06/30/2018, 06/30/2019, 06/30/2020)																				
25515	TANAKURA	09/28/1973	Active	28	1	0	1	3.70%	30		0				T,M,VP,SC	0		\$1,047.19		
31503	TOWA	12/22/1975	Active	31	1	0	1	3.33%	30		5				P,S,T,M,VP SC	5				
25525	YABUKI	03/29/1973	Active	18	4	4	0	0.00%	20	23	6				S,T,M,VP,SC	0		\$1,041.32		
25531	YANAGAWA	06/14/1970	Active	52	3	1	2	4.00%	51	4	1			N	S,M,SC	9		\$2,496.46		
Exc Award (06/30/2016)																				
41632	YANAIZU	06/25/1982	Active	15	0	2	-2	-11.76%	17	7	1		None		P,S,T,M,VP SC	8	90+ Days			
Current Total Clubs Count	YTD New Clubs Count	YTD Cancelled Clubs Count	YTD Net Club Gain	Current Total Members Count	YTD Add	YTD Drop	YTD Net Growth	YTD Net Growth %	Member Count 12 Months Ago	Average Member Count Per Club	% of Clubs with less than 20 members	% No MMR in 3 Months	% No Officer Report in 12 Months	% of Clubs with balance 90+ days	Number of Clubs in Status Quo	% Status Quo Clubs in Financial Suspension	Number of Cancelled Clubs	Average Cancelled Club Age	Members Lost Due to Cancellation	% of Clubs Cancelled for Non-Financial Reasons
65	0	1	-1	2,095	169	115	54	2.65%	2,196	32	17%	38%	0%	5%	0	0%	1	49	4	100%

* - P - Priority Club. Cancellation Reasons: 1-Objectives/conduct, 2-Non-active club, 5-Non-existing club, 6-Disbanding, 7-Merger, 8-Financial Suspension, 9-District/Multiple District Dues.

** - Abbreviation: P-President, S-Secretary, T-Treasurer, M-Member Chairperson, VP-First Vice President, MC-Communications Chairperson, SC-Service Chairperson

*** - Abbreviation: N/R - Never reported using the Lions Clubs website, N/A - Not applicable, No password registered for the Lions Clubs website.

**** - Abbreviation: N - New, IP - Immediate Past, R - Repeat.




Club Health Assessment for District 332 E through April 2025

			Status	Membership							Reports					Finance		LCIF
Club Number	Club Name	Charter Date		Current Member Count	YTD Members Added	YTD Members Dropped	YTD Net Growth	YTD Net Growth%	Member Count 12 Months Ago	Avg. length of service for dropped members	Months Since Last MMR ***	Yrs. Since Last Officer Report	President Rotation	Vice President Reported ****	Months Since Last Activity Report ***	Account Balance	Donations for current Fiscal Year	
			Number of times on status quo within last two years	If below 15 members appears				If net loss is greater than 20% appears			If no report in 3 months appears in	When more than one year appears in	Number of repeat terms	Notes the officers that do not have an active	If no report at 12 months appears in red			
Clubs more than two years old																		
25447	AMARUME	04/16/1967	Active	15	0	1	-1	-6.25%	16	11	1			P,M,VP,SC	5		\$80.05	
Exc Award (06/30/2018)																		
31385	FUJISHIMA	11/24/1975	Active	45	1	2	-1	-2.17%	48	22	2			N P,S,T,M,VP SC	24+		\$2,983.48	
Exc Award (06/30/2016, 06/30/2018, 06/30/20																		
62394	HIGASHINE SAKURANBO	09/29/1999	Active	45	0	1	-1	-2.17%	51	24	3			S,T,M,VP,SC	3		\$1,233.48	
Exc Award (06/30/2016, 06/30/2018, 06/30/20																		
42139	IIDE	12/13/1982	Active	24	0	1	-1	-4.00%	25	5	4			P,S,T,M,VP SC	24+		\$160.10	
Exc Award (06/30/2016, 06/30/2017, 06/30/20																		
25466	KAHOKU	04/19/1964	Active	34	0	0	0	0.00%	35		10			N S,T,M	0		\$3,166.78	
Exc Award (06/30/2016, 06/30/2023, 06/30/20																		
25467	KAMINOYAMA	12/18/1966	Active	40	0	0	0	0.00%	39		10			N SC	0		\$173.44	
Exc Award (06/30/2017, 06/30/2019, 06/30/20																		
62946	KAMINOYAMA ARARAGI	03/21/2000	Active	31	1	1	0	0.00%	34	25	0			N VP,SC	0		\$1,206.81	
Exc Award (06/30/2016, 06/30/2017, 06/30/20																		
25470	KAWANISHI	11/29/1966	Active	24	1	0	1	4.35%	25		6			P,S,T,M,VP SC	24+		\$126.75	
Exc Award (06/30/2017, 06/30/2018, 06/30/20																		
25478	MAMUROGAWA	06/20/1969	Active	36	3	3	0	0.00%	36	34	2			P,T,M,VP,SC	24+		\$1,200.13	
Exc Award (06/30/2016, 06/30/2017, 06/30/20																		
25480	MIKAWA	12/06/1971	Active	19	0	1	-1	-5.00%	21	20	3			S,M,VP,SC	24+		\$106.73	
Exc Award (06/30/2016, 06/30/2018, 06/30/20																		
25485	NAGAI	03/26/1967	Active	34	2	3	-1	-2.86%	36	10	3			S,T,M,VP,SC	1		\$186.78	
Exc Award (06/30/2016, 06/30/2017)																		
25446	NANYO	09/25/1966	Active	39	5	0	5	14.71%	35		3			S,T,M,VP,SC	3		\$260.16	
Exc Award (06/30/2016, 06/30/2017, 06/30/20																		
25489	NISHIKAWA	05/17/1972	Active	31	3	0	3	10.71%	30		3			N T,M,SC	5		\$200.13	
Exc Award (06/30/2022)																		
25490	OBANAZAWA	02/21/1971	Active	44	4	1	3	7.32%	39	38	1			P,S,T,M,VP SC	23		\$1,200.13	
Exc Award (06/30/2017, 06/30/2018, 06/30/20																		



Club Health Assessment for District 332 E through April 2025

			Status	Membership							Reports					Finance	LCIF
Club Number	Club Name	Charter Date		Current Member Count	YTD Members Added	YTD Members Dropped	YTD Net Growth	YTD Net Growth%	Member Count 12 Months Ago	Avg. length of service for dropped members	Months Since Last MMR ***	Yrs. Since Last Officer Report	President Rotation	Vice President Reported ****	Months Since Last Activity Report ***	Account Balance	Donations for current Fiscal Year
			Number of times on status quo within last two years	If below 15 members appears				If net loss is greater than 20% appears			If no report in 3 months appears in	When more than one year appears in	Number of repeat terms	Notes the officers that do not have an active	If no report at 12 months red		
25491	OISHIDA	12/16/1971	Active	38	2	2	0	0.00%	38	2	0			P,S,T,M,VP SC	24+		\$3,206.81
	Exc Award (06/30/2016, 06/30/2017, 06/30/20																
25499	SAGAE	11/16/1969	Active	36	0	1	-1	-2.70%	37	0	7			S,T,M,VP,SC	1		\$153.43
	Exc Award (06/30/2016, 06/30/2021, 06/30/20																
51731	SAGAE GARYU	05/29/1991	Active	55	2	0	2	3.77%	56		9			S,T,M,VP,SC	1		\$3,220.14
	Exc Award (06/30/2016, 06/30/2017, 06/30/20																
25495	SAKATA	01/13/1963	Active	82	0	3	-3	-3.53%	93	19	0		N	M,SC	24+		\$3,357.43
	Exc Award (06/30/2016, 06/30/2022, 06/30/20																
32337	SAKATA MINATO	05/28/1976	Active	36	2	7	-5	-12.20%	41	5	0			P,T,M,VP,SC	21		\$1,180.12
	Exc Award (06/30/2016, 06/30/2018, 06/30/20																
39496	SAKATA SANNO	02/10/1981	Active	7	0	0	0	0.00%	6		1			T,M,VP,SC	21		\$46.70
	Exc Award (06/30/2017, 06/30/2018, 06/30/20																
67404	SAKATA SEASIDE	03/14/2003	Active	33	2	0	2	6.45%	32		0		2	N	P,M,SC	24+	\$413.60
	Exc Award (06/30/2016, 06/30/2017, 06/30/20																
25502	SHINJO	07/09/1967	Active	12	1	0	1	9.09%	12		3			P,T,M,VP,SC	N/R		\$960.07
33287	SHINJO MOGAMI	01/31/1977	Active	20	1	1	0	0.00%	20	0	8			S,M,VP,SC	24+		\$779.74
	Exc Award (06/30/2018)																
101401	SHINJO MOMINOKI	02/25/2008	Active	15	0	0	0	0.00%	16		10			T,M,VP,SC	24+		\$1,100.69
67306	SHINJO NEW CENTURY	02/24/2003	Active	26	0	0	0	0.00%	26		14			P,M,VP,SC	24+		\$86.72
	Exc Award (06/30/2016, 06/30/2022)																
63986	SHIRATAKA	02/14/2001	Active	18	3	1	2	12.50%	16	10	1			P,S,T,M,VP SC	24+		\$106.73
25520	TAKAHATA	02/19/1967	Active	51	2	2	0	0.00%	53	8	1		N	P,S,T,VP,SC	0		\$293.52
	Exc Award (06/30/2018, 06/30/2019, 06/30/20																
25521	TENDO	12/15/1968	Active	22	1	2	-1	-4.35%	24	27	1		N	P,T,VP,SC	2		\$266.71
	Exc Award (06/30/2019, 06/30/2022)																
61053	TENDO CHUO	07/14/1998	Active	45	1	1	0	0.00%	47	27	1		N	S,T,M,SC	4		\$2,306.86
	Exc Award (06/30/2016, 06/30/2017, 06/30/20																
54259	TENDO MAIZURU	03/23/1993	Active	37	2	0	2	5.71%	33		8		N	S,VP,SC	0		\$493.47



Club Health Assessment for District 332 E through April 2025

			Status	Membership							Reports					Finance	LCIF
Club Number	Club Name	Charter Date		Current Member Count	YTD Members Added	YTD Members Dropped	YTD Net Growth	YTD Net Growth%	Member Count 12 Months Ago	Avg. length of service for dropped members	Months Since Last MMR ***	Yrs. Since Last Officer Report	President Rotation	Vice President Reported ****	Months Since Last Activity Report ***	Account Balance	Donations for current Fiscal Year
			Number of times on status quo within last two years	If below 15 members appears				If net loss is greater than 20% appears			If no report in 3 months appears in	When more than one year appears in	Number of repeat terms	Notes the officers that do not have an active	If no report at 12 months appears in red		
42627	TENDO OSHO	04/04/1983	Active	36	5	3	2	5.88%	38	15	2			S,T,M,VP,SC	10		\$2,213.47
Exc Award (06/30/2016, 06/30/2019, 06/30/2025)																	
25518	TSURUOKA	10/22/1963	Active	41	2	2	0	0.00%	44	22	0		N		11		\$486.81
Exc Award (06/30/2016, 06/30/2017, 06/30/2025)																	
25522	TSURUOKA CHOYO	05/03/1970	Active	34	3	2	1	3.03%	35	17	0		N		3		\$186.78
Exc Award (06/30/2016, 06/30/2018, 06/30/2025)																	
61281	TSURUOKA CHUO	11/20/1998	Active	47	4	3	1	2.17%	49	10	0		N	T	24+		\$4,293.53
Exc Award (06/30/2016, 06/30/2017, 06/30/2025)																	
30904	TSURUOKA KAKURYO	06/10/1975	Active	37	1	3	-2	-5.13%	41	9	0		N		11		\$206.80
Exc Award (06/30/2017, 06/30/2022, 06/30/2025)																	
67433	TSURUOKA NICE FELLOW	03/20/2003	Active	11	3	0	3	37.50%	10		0			M,VP,SC	24+		\$66.71
Exc Award (06/30/2017, 06/30/2019, 06/30/2025)																	
25528	YAMAGATA	06/11/1959	Active	37	1	1	0	0.00%	42	1	1		N	T,M,VP,SC	0		\$1,246.82
Exc Award (06/30/2016)																	
84639	YAMAGATA ARCADIA	01/04/2005	Active	26	4	1	3	13.04%	25	3	0		N	S,T,M,VP,SC	1		\$140.09
Exc Award (06/30/2016)																	
41427	YAMAGATA BENIBANA	05/06/1982	Active	32	7	3	4	14.29%	28	1	2		N	P,T,SC	1		\$6,617.16
Exc Award (06/30/2017, 06/30/2024)																	
35269	YAMAGATA CHITOSE	03/14/1978	Active	28	2	0	2	7.69%	24		9			P,M,VP,SC	2		\$1,286.78
Exc Award (06/30/2021, 06/30/2023, 06/30/2025)																	
25527	YAMAGATA CHUO	04/18/1970	Active	34	0	0	0	0.00%	37		1		N	M	0		\$206.80
Exc Award (06/30/2022)																	
25526	YAMAGATA KAJO	10/30/1973	Active	72	3	4	-1	-1.37%	78	23	0			P,S,T,M,VP,SC	24+		\$2,420.26
56682	YAMAGATA UYO	03/22/1995	Active	20	2	2	0	0.00%	20	11	4		N	P,M,SC	0		\$133.42
Exc Award (06/30/2018)																	
25529	YAMAGATA ZAO	10/09/1962	Active	30	1	3	-2	-6.25%	34	7	0		N	T,SC	0		\$2,200.13
Exc Award (06/30/2017, 06/30/2018, 06/30/2025)																	
25533	YONEZAWA	08/23/1964	Active	43	2	3	-1	-2.27%	46	20	4		N	P,T,M,VP,SC	2		\$186.78
Exc Award (06/30/2019)																	



Club Health Assessment for District 332 E through April 2025

			Status	Membership						Reports					Finance	LCIF	
Club Number	Club Name	Charter Date		Current Member Count	YTD Members Added	YTD Members Dropped	YTD Net Growth	YTD Net Growth%	Member Count 12 Months Ago	Avg. length of service for dropped members	Months Since Last MMR ***	Yrs. Since Last Officer Report	President Rotation	Vice President Reported ****	Months Since Last Activity Report ***	Account Balance	Donations for current Fiscal Year
			Number of times on status quo within last two years	If below 15 members appears				If net loss is greater than 20% appears			If no report in 3 months appears in	When more than one year appears in	Number of repeat terms	Notes the officers that do not have an active	If no report at 12 months appears in red		
25532	YONEZAWA CHUO	02/05/1967	Active	23	0	1	-1	-4.17%	25	5	3			N	S,T,M,VP,SC	1	\$1,153.43
	Exc Award (06/30/2016, 06/30/2018, 06/30/2020)																
29933	YONEZAWA MATSUGASAKI	11/05/1974	Active	12	0	2	-2	-14.29%	16	41	1		2	N	T,M,SC	0	\$86.72
56862	YONEZAWA MATSUKAWA	04/24/1995	Active	31	7	3	4	14.81%	27	5	1			N	S,T,M,VP,SC	15	\$3,086.73
	Exc Award (06/30/2017, 06/30/2018, 06/30/2020)																

Clubs Cancelled Previous Fiscal Year – Clubs Cancelled within last 12 months may be reinstated

Club Number	Club Name	Charter Date	Current Status*	Cancellation Date
25484	MURAYAMA	12/04/1966	Cancelled(6*)	12/29/2023
68539	TENDO MOMIJI	04/11/2003	Cancelled(6*)	06/29/2024

Current Total Clubs Count	YTD New Clubs Count	YTD Cancelled Clubs Count	YTD Net Club Gain	Current Total Members Count	YTD YTD Add	YTD YTD Drop	YTD Net Growth	YTD Net Growth %	Member Count 12 Months Ago	Average Member Count Per Club	% of Clubs with less than 20 members	% No MMR in 3 Months	% No Officer Report in 12 Months	% of Clubs with balance 90+ days	Number of Clubs in Status Quo	% Status Quo Clubs in Financial Suspension	Number of Cancelled Clubs	Average Cancelled Club Age	Members Lost Due to Cancellation	% of Clubs Cancelled for Non-Financial Reasons
48	0	0	0	1,588	86	70	16	1.02%	1,639	33	17%	42%	0%	0%	0	0%	0	0	0	0%

* - P - Priority Club. Cancellation Reasons: 1-Objectives/conduct, 2-Non-active club, 5-Non-existing club, 6-Disbanding, 7-Merger, 8-Financial Suspension, 9-District/Multiple District Dues.

** - Abbreviation: P-President, S-Secretary, T-Treasurer, M-Member Chairperson, VP-First Vice President, MC-Communications Chairperson, SC-Service Chairperson

*** - Abbreviation: N/R - Never reported using the Lions Clubs website, N/A - Not applicable, No password registered for the Lions Clubs website.

**** - Abbreviation: N - New, IP - Immediate Past, R - Repeat.



Club Health Assessment for District 332 F through April 2025

			Status	Membership							Reports					Finance		LCIF
Club Number	Club Name	Charter Date		Current Member Count	YTD Members Added	YTD Members Dropped	YTD Net Growth	YTD Net Growth%	Member Count 12 Months Ago	Avg. length of service for dropped members	Months Since Last MMR ***	Yrs. Since Last Officer Report	President Rotation	Vice President Reported ****	Months Since Last Activity Report ***	Account Balance	Donations for current Fiscal Year	
			Number of times on status quo within last two years	If below 15 members appears				If net loss is greater than 20% appears			If no report in 3 months appears in	When more than one year appears in	Number of repeat terms	Notes the officers that do not have an active	If no report at 12 months appears in red			
Clubs more than two years old																		
24949	AKITA	10/15/1960	Active	49	3	1	2	4.26%	48	2	0			N	SC	2	\$7,651.38	
Exc Award (06/30/2018)																		
24950	AKITA CHUO	10/07/1963	Active	4	0	0	0	0.00%	12		4		None		P,S,T,M,VP SC	13	\$80.00	
30522	AKITA FUKI	04/08/1975	Active	23	1	0	1	4.55%	23		9			N	T,M,SC	1	\$3,624.81	
38235	AKITA GREEN	03/12/1980	Active	22	2	0	2	10.00%	20		9		2		P,S,T,M,VP SC	24+	\$440.00	
55597	AKITA KOTOH	04/25/1994	Cancelled(6*)	0	0	14	-14	-100.00%	14	20	4	1	None		P,S,T,M,VP SC	15		
24947	AKITA MINATO	06/29/1971	Active	36	1	2	-1	-2.70%	39	18	3			N	P,S,T,M,VP SC	6	\$962.34	
101560	AKITA NAGOMI	03/18/2008	Active	6	0	0	0	0.00%	6		4	1	None		P,S,T,M,VP SC	24+	\$261.76	
30523	AKITA SANNO	04/08/1975	Active	53	8	4	4	8.16%	51	12	0			N	T,SC	2	\$2,188.35	
Exc Award (06/30/2016, 06/30/2020)																		
24948	AKITA SENSU KUBOTA	03/21/1966	Active	15	0	0	0	0.00%	15		11			N	S,T,M,VP,SC	24+	\$395.89	
24945	AKITA YATOME	03/26/1969	Active	27	2	0	2	8.00%	26		8			N	T,M,VP,SC	6	\$595.07	
30524	AKITA-SENPOKU L C	04/07/1975	Active	37	0	1	-1	-2.63%	41	15	0	3	None		P,S,T,M,VP SC	24+	\$420.00	
29817	HINAI	09/30/1974	Active	31	0	0	0	0.00%	33		10			N	S,T,M,SC	10	\$10,554.31	
41110	HIRAKA	03/23/1982	Active	9	0	0	0	0.00%	9		9			N	M,SC	10	\$192.68	
24973	HONJO	02/05/1965	Active	43	2	0	2	4.88%	41		2			N	M,SC	24+	\$2,120.00	
33065	HONJO TSURUMAI	11/23/1976	Active	41	2	9	-7	-14.58%	48	13	0			N	P,T,M,SC	5	\$680.00	
Exc Award (06/30/2020)																		
39111	INAKAWA	11/18/1980	Active	19	0	0	0	0.00%	19		14	1	None		P,S,T,M,VP SC	N/R	\$324.38	
24980	JUMONJI	07/21/1965	Active	27	0	2	-2	-6.90%	29	12	3	1	None		P,S,T,M,VP SC	23	\$380.00	
24982	KAKUNODATE	03/21/1969	Active	41	0	1	-1	-2.38%	41	47	9				P,T,M,VP,SC	0	\$1,658.04	
46464	KAMIOKA DAKE	06/30/1986	Active	9	0	0	0	0.00%	9		40	1	None		P,S,T,M,VP SC	24+	\$297.53	
24985	KARIWANO	03/31/1969	Active	10	1	0	1	11.11%	9		8	1	None		P,S,T,M,VP SC	24+	\$160.00	
39247	KOTOOKA	12/29/1980	Active	16	1	0	1	6.67%	16		1	1	None		P,S,T,M,VP SC	N/R	\$318.36	
24993	MASUDAMACHI	07/21/1965	Active	10	0	4	-4	-28.57%	14	23	4	1	None		P,S,T,M,VP SC	N/R	\$100.00	



Club Health Assessment for District 332 F through April 2025

Club Number	Club Name	Charter Date	Status	Membership							Reports					Finance	LCIF
				Current Member Count	YTD Members Added	YTD Members Dropped	YTD Net Growth	YTD Net Growth%	Member Count 12 Months Ago	Avg. length of service for dropped members	Months Since Last MMR ***	Yrs. Since Last Officer Report	President Rotation	Vice President Reported ****	Months Since Last Activity Report ***	Account Balance	Donations for current Fiscal Year
			Number of times on status quo within last two years	If below 15 members appears				If net loss is greater than 20% appears			If no report in 3 months appears in	When more than one year appears in	Number of repeat terms	Notes the officers that do not have an active	If no report at 12 months red		
50405	NAKASEN	04/02/1990	Active	40	0	1	-1	-2.44%	41	11	1	2	None	P,S,T,M,VP SC	24+		\$1,520.00
25005	NOSHIRO	06/04/1961	Active	6	0	0	0	0.00%	6		16	1	None	P,S,T,M,VP SC	N/R		\$100.00
25006	ODATE	07/22/1962	Active	31	2	2	0	0.00%	35	4	3		2	N	5		\$16,136.77
30384	ODATE KITA	03/11/1975	Active	12	1	0	1	9.09%	10		7			IP	10		\$217.38
25008	OGA	09/22/1965	Active	46	0	3	-3	-6.12%	52	10	4			N	2		\$786.48
35897	OGACHI ONONOKOMACHI	06/26/1978	Active	18	0	0	0	0.00%	18		13	1	None	P,S,T,M,VP SC	24+		\$240.00
143971	Ogata Sakihokore	01/21/2021	Active	35	0	0	0	0.00%	35		15	1	None	P,S,T,M,VP SC	17		\$500.00
25010	OMAGARI	12/10/1965	Active	90	4	4	0	0.00%	95	10	0			N	1		\$5,083.10
75910	OMAGARI TENDER	06/25/2003	Active	45	0	0	0	0.00%	46		1				3		\$3,221.39
25011	OMORI	12/16/1968	Active	24	0	1	-1	-4.00%	26	31	9			N	4		\$463.40
25013	OTA	06/20/1969	Active	31	0	2	-2	-6.06%	33	15	7				24+		\$480.00
45259	OUCHI	06/11/1985	Active	16	1	0	1	6.67%	15		4		None	P,S,T,M,VP SC	5		\$374.59
25016	ROKUGO	04/23/1964	Active	16	0	1	-1	-5.88%	17	14	5	1	None	P,S,T,M,VP SC	24+		\$388.47
76061	SENNAN KARINOSATO	06/25/2003	Active	13	0	2	-2	-13.33%	15	15	9			N	23		\$453.83
25021	TAKANOSU	11/29/1967	Active	19	4	0	4	26.67%	17		3			R	4		\$571.97
47204	YOKOTE ATAGO	04/13/1987	Active	46	4	3	1	2.22%	62	23	0			N	2		\$1,769.37
Exc Award (06/30/2016, 06/30/2020, 06/30/20																	
134175	Yokote Kamakura	04/11/2018	Active	63	1	0	1	1.61%	73		6			N	7		\$1,912.96
Exc Award (06/30/2022)																	
51341	YURI	02/14/1991	Active	17	1	1	0	0.00%	18	2	9	1	None	P,S,T,M,VP SC	N/R		\$340.00
85969	YURIHONJO	03/21/2005	Active	9	0	0	0	0.00%	11		9		None	P,T,M,VP,SC	24+		\$245.30
41273	YUWA	04/12/1982	Active	6	0	0	0	0.00%	6		66	1	None	P,S,T,M,VP SC	N/R		\$120.00
34907	YUZAWA AKITA L C	12/19/1977	Active	27	3	1	2	8.00%	27	0	2	1	None	P,S,T,M,VP SC	24+		\$429.77



Club Health Assessment for District 332 F through April 2025

				Status	Membership						Reports					Finance	LCIF	
Club Number	Club Name	Charter Date			Current	YTD	YTD	YTD	YTD	Member	Avg. length	Months	Yrs. Since	President	Vice	Months		
					Member Count	Members Added	Members Dropped	Net Growth	Net Growth%	Count 12 Months Ago	of service for dropped members	Since Last MMR ***	Last Officer Report					
			Number of times on status quo within last two years		If below 15 members appears					If net loss is greater than 20% appears		If no report in 3 months appears in	When more than one year appears in	Number of repeat terms	Notes the officers that do not have an active	If no report at 12 months appears in red		

Clubs Cancelled Previous Fiscal Year – Clubs Cancelled within last 12 months may be reinstated

Club Number	Club Name	Charter Date	Current Status*	Cancellation Date
35985	AKITA SATAKE	07/31/1978	Cancelled(6*)	01/29/2024
33395	YOKOTE	02/25/1977	Cancelled(6*)	06/29/2024

Current Total Clubs Count	YTD New Clubs Count	YTD Cancelled Clubs Count	YTD Net Club Gain	Current Total Members Count	YTD Add	YTD Drop	YTD Net Growth	YTD Net Growth %	Member Count 12 Months Ago	Average Member Count Per Club	% of Clubs with less than 20 members	% No MMR in 3 Months	% No Officer Report in 12 Months	% of Clubs with balance 90+ days	Number of Clubs in Status Quo	% Status Quo Clubs in Financial Suspension	Number of Cancelled Clubs	Average Cancelled Club Age	Members Lost Due to Cancellation	% of Clubs Cancelled for Non-Financial Reasons
42	0	1	-1	1,138	44	59	-15	-1.30%	1,221	27	45%	74%	38%	0%	0	0%	1	124	14	100%

* - P - Priority Club. Cancellation Reasons: 1-Objectives/conduct, 2-Non-active club, 5-Non-existing club, 6-Disbanding, 7-Merger, 8-Financial Suspension, 9-District/Multiple District Dues.

** - Abbreviation: P-President, S-Secretary, T-Treasurer, M-Member Chairperson, VP-First Vice President, MC-Communications Chairperson, SC-Service Chairperson

*** - Abbreviation: N/R - Never reported using the Lions Clubs website, N/A - Not applicable, No password registered for the Lions Clubs website.

**** - Abbreviation: N - New, IP - Immediate Past, R - Repeat.



Club Health Assessment for District 333 A through April 2025

			Status	Membership							Reports					Finance	LCIF
Club Number	Club Name	Charter Date		Current Member Count	YTD Members Added	YTD Members Dropped	YTD Net Growth	YTD Net Growth%	Member Count 12 Months Ago	Avg. length of service for dropped members	Months Since Last MMR ***	Yrs. Since Last Officer Report	President Rotation	Vice President Reported ****	Months Since Last Activity Report ***	Account Balance	Donations for current Fiscal Year
			Number of times on status quo within last two years	If below 15 members appears				If net loss is greater than 20% appears			If no report in 3 months appears in	When more than one year appears in	Number of repeat terms	Notes the officers that do not have appears in an active	If no report at 12 months red		
Clubs more than two years old																	
31768	AGANO	02/24/1976	Active	12	1	0	1	9.09%	11		0			S,T,M,VP,SC	0		\$352.60
25256	BUNSUI	06/18/1967	Active	51	0	1	-1	-1.92%	48	7	1			M,VP,SC	1		\$5,613.80
Exc Award (06/30/2017)																	
25262	ECHIGO YOSHIDA	06/22/1965	Active	17	0	0	0	0.00%	17		13			P,S,T,M,VP SC	17		\$274.24
34715	ECHIGONISHIKAWA	11/29/1977	Active	38	2	2	0	0.00%	38	22	0			T,M,VP,SC	9		\$2,637.09
25270	GOSEN	12/10/1961	Active	20	2	1	1	5.26%	19	31	0			N M,VP,SC	0		\$541.96
Exc Award (06/30/2022, 06/30/2023, 06/30/20)																	
37727	GOSEN SAKURA	11/20/1979	Active	12	2	0	2	20.00%	10		7	1	None	P,S,T,M,VP SC	18		\$1,358.16
97792	ITOIGAWA	10/04/2006	Active	60	4	2	2	3.45%	59	3	0			N T,M,SC	11		\$1,228.54
Exc Award (06/30/2017, 06/30/2018, 06/30/20)																	
25290	IZUMOZAKI	11/03/1968	Active	0	0	0	0	0.00%	0		13	1	None	P,S,T,M,VP SC	13		
Exc Award (06/30/2022)																	
25390	JOETSU	06/22/1960	Active	22	3	15	-12	-35.29%	37	15	1	1	None	P,S,T,M,VP SC	24+		\$818.80
25349	JOETSU NAOETSU	03/23/1964	Active	14	1	0	1	7.69%	13		6			N T,M,VP,SC	12		\$1,748.55
Exc Award (06/30/2023)																	
25293	KAMEDA	03/20/1966	Active	61	3	2	1	1.67%	60	2	3			T,M,VP,SC	5		\$4,798.09
25296	KAMO	01/27/1965	Active	34	7	3	4	13.33%	31	4	0			N T,M,VP,SC	0		\$2,430.96
53782	KARIWA	11/02/1992	Active	29	7	0	7	31.82%	27		1			N SC	4		\$3,326.87
25305	KASHIWAZAKI	10/11/1958	Active	48	3	3	0	0.00%	49	7	0			N T,SC	0		\$10,164.19
Exc Award (06/30/2023)																	
54394	KASHIWAZAKI NIHONKAI	04/26/1993	Active	57	9	5	4	7.55%	53	11	1			P,T,M,VP,SC	1		\$9,968.21
Exc Award (06/30/2016, 06/30/2017, 06/30/20)																	
25304	KASHIWAZAKI YONEYAMA	04/09/1967	Active	34	0	2	-2	-5.56%	36	25	0			VP,SC	0		\$4,817.94
40083	KAWANISHI NIIGATA	06/18/1981	Active	22	4	1	3	15.79%	21	0	1			T,M,VP,SC	23	90+ Days	\$1,739.90
25328	MAKI	03/20/1965	Active	56	9	3	6	12.00%	54	19	3			N SC	15		\$4,635.48
Exc Award (06/30/2019, 06/30/2023)																	



Club Health Assessment for District 333 A through April 2025

Club Number	Club Name	Charter Date	Status	Membership							Reports					Finance	LCIF
				Current Member Count	YTD Members Added	YTD Members Dropped	YTD Net Growth	YTD Net Growth%	Member Count 12 Months Ago	Avg. length of service members	Months Since Last MMR ***	Yrs. Since Last Officer Report	President Rotation	Vice President Reported ****	Months Since Last Activity Report ***	Account Balance	Donations for current Fiscal Year
			Number of times on status quo within last two years	If below 15 members appears				If net loss is greater than 20% appears			If no report in 3 months appears	When more than one year appears in	Number of repeat terms	Notes the officers that do not have an active	If no report at 12 months appears in red		
25336	MITSUKE	10/20/1959	Active	60	22	2	20	50.00%	40	21	1		N	T,M,SC	8		\$31,521.95
25341	MUIKAMACHI	07/27/1970	Active	25	3	2	1	4.17%	25	13	0		N	T,M,SC	0		\$156.71
25342	MURAKAMI	06/19/1967	Active	18	0	2	-2	-10.00%	20	9	0			P,M,VP,SC	0		\$822.96
25247	MYOKO	05/19/1966	Active	47	7	1	6	14.63%	40	50	0			T,M,VP,SC	5		\$3,644.38
25343	NAGAOKA	10/21/1959	Active	43	0	2	-2	-4.44%	46	19	0			VP,SC	0		\$4,935.27
Exc Award (06/30/2018, 06/30/2019, 06/30/20)																	
25344	NAGAOKA AOSHI	03/27/1966	Active	128	12	3	9	7.56%	121	17	1		N	VP,SC	2		\$15,305.76
Exc Award (06/30/2016, 06/30/2017, 06/30/20)																	
51342	NAGAOKA CHOSEI	02/20/1991	Active	126	25	0	25	24.75%	104		0		N		0		\$9,746.57
Exc Award (06/30/2016, 06/30/2019, 06/30/20)																	
36642	NAGAOKA KASHIWA	02/14/1979	Active	72	5	2	3	4.35%	75	26	0		N	T,M,SC	0		\$9,166.76
Exc Award (06/30/2016, 06/30/2018, 06/30/20)																	
25345	NAGAOKA YUKYU	06/03/1962	Active	73	2	2	0	0.00%	76	6	3		N		0		\$9,707.19
Exc Award (06/30/2016, 06/30/2018, 06/30/20)																	
25346	NAKAJO	06/04/1962	Active	31	2	0	2	6.90%	30		2			M,VP,SC	8		\$3,282.96
54348	NAKASATO NIIGATA	04/14/1993	Active	38	3	2	1	2.70%	38	21	0		N	M,SC	0		\$3,482.86
Exc Award (06/30/2022)																	
25357	NIIGATA	04/01/1956	Active	135	12	6	6	4.65%	131	7	0		R	M,SC	6		\$6,656.80
Exc Award (06/30/2016, 06/30/2017, 06/30/20)																	
25352	NIIGATA BANDAI	06/17/1965	Active	47	10	2	8	20.51%	42	36	1		N	SC	1		\$208.95
Exc Award (06/30/2019, 06/30/2023)																	
25353	NIIGATA CENTRAL	06/27/1966	Active	42	2	1	1	2.44%	41	7	0		N	SC	1		\$3,050.39
Exc Award (06/30/2018, 06/30/2023)																	
25359	NIIGATA EAST	09/03/1958	Active	43	2	3	-1	-2.27%	45	38	1		N	P,T,VP,SC	2		\$3,552.76
Exc Award (06/30/2018, 06/30/2022)																	
25320	NIIGATA KOSUDO	06/16/1968	Active	14	2	1	1	7.69%	13	33	0		N	SC	0		\$1,570.14
Exc Award (06/30/2016, 06/30/2018, 06/30/20)																	
120582	NIIGATA MINATO	10/22/2013	Active	10	3	0	3	42.86%	11		4			M,VP,SC	4		\$581.14



Club Health Assessment for District 333 A through April 2025

			Status	Membership							Reports					Finance		LCIF
Club Number	Club Name	Charter Date		Current Member Count	YTD Members Added	YTD Members Dropped	YTD Net Growth	YTD Net Growth%	Member Count 12 Months Ago	Avg. length of service for dropped members	Months Since Last MMR ***	Yrs. Since Last Officer Report	President Rotation	Vice President Reported ****	Months Since Last Activity Report ***	Account Balance	Donations for current Fiscal Year	
			Number of times on status quo within last two years	If below 15 members appears					If net loss is greater than 20% appears			If no report in 3 months appears in	When more than one year appears in	Number of repeat terms	Notes the officers that do not have an active	If no report at 12 months appears in red		
Exc Award (06/30/2016, 06/30/2017)																		
25355	NIIGATA NORTH	10/16/1966	Active	56	5	4	1	1.82%	58	18	0			T,VP,SC	0		\$3,720.42	
Exc Award (06/30/2017, 06/30/2022, 06/30/20)																		
25354	NIIGATA OONO	04/19/1966	Active	29	3	0	3	11.54%	26		0			N	S,T,M,SC	11	\$3,391.73	
Exc Award (06/30/2024)																		
125127	NIIGATA ROYAL	06/16/2015	Active	48	17	2	15	45.45%	32	7	0			T,M,VP,SC	0		\$3,443.66	
Exc Award (06/30/2016, 06/30/2019)																		
67064	NIIGATA SHINANOAWA	01/03/2003	Active	18	0	0	0	0.00%	19		0			M,VP,SC	1		\$805.20	
133449	NIIGATA TOKI	01/04/2018	Active	33	3	1	2	6.45%	33	7	0			N	T	7	\$973.50	
Exc Award (06/30/2021, 06/30/2024)																		
25361	NIIGATA UCHINO	03/26/1966	Active	24	3	0	3	14.29%	21		0			N	VP,SC	0	\$861.21	
Exc Award (06/30/2016, 06/30/2018, 06/30/20)																		
25358	NIIGATA WEST	03/20/1962	Active	27	1	3	-2	-6.90%	30	33	3			N	T,M,SC	14	\$2,435.14	
Exc Award (06/30/2021, 06/30/2023)																		
25356	NIIGATA YACHIYO	11/20/1966	Active	35	2	3	-1	-2.78%	37	18	0			T,VP,SC	0		\$543.67	
25363	NIITSU	04/29/1961	Active	34	8	6	2	6.25%	33	3	0			N	M,SC	2	\$4,496.25	
Exc Award (06/30/2017, 06/30/2022, 06/30/20)																		
46128	NIITSU OGIKAWA	04/14/1986	Active	33	1	2	-1	-2.94%	35	32	0			N	M,SC	1	\$620.31	
54395	NOU	04/26/1993	Active	17	0	0	0	0.00%	18		0			T,M,VP,SC	17		\$202.42	
43828	OGATA	04/17/1984	Active	25	0	0	0	0.00%	26		0			T,M,VP,SC	2		\$1,462.64	
Exc Award (06/30/2018)																		
25367	OJIYA	12/10/1967	Active	56	7	1	6	12.00%	53	6	2			N	M,SC	0	\$9,722.49	
Exc Award (06/30/2016, 06/30/2017, 06/30/20)																		
25373	SADO	12/11/1960	Active	47	2	2	0	0.00%	47	24	0			T,VP,SC	0		\$4,700.38	
Exc Award (06/30/2019, 06/30/2020, 06/30/20)																		
25380	SANJO	10/10/1958	Active	30	4	1	3	11.11%	28	3	4			N		2	\$8,400.40	
Exc Award (06/30/2016, 06/30/2022, 06/30/20)																		
25382	SANJO CHUO	10/21/1965	Active	80	3	1	2	2.56%	79	59	0			N	P,T,M,SC	0	\$7,822.06	
Exc Award (06/30/2016, 06/30/2017, 06/30/20)																		



Club Health Assessment for District 333 A through April 2025

Club Number	Club Name	Charter Date	Status	Membership							Reports					Finance	LCIF
				Current Member Count	YTD Members Added	YTD Members Dropped	YTD Net Growth	YTD Net Growth%	Member Count 12 Months Ago	Avg. length of service for dropped members	Months Since Last MMR ***	Yrs. Since Last Officer Report	President Rotation	Vice President Reported ****	Months Since Last Activity Report ***	Account Balance	Donations for current Fiscal Year
			Number of times on status quo within last two years	If below 15 members appears				If net loss is greater than 20% appears			If no report in 3 months appears	When more than one year appears in	Number of repeat terms	Notes the officers that do not have an active	If no report at 12 months red		
111355	SANJO EAST	06/10/2011	Active	32	8	4	4	14.29%	29	15	1			N	4		\$11,104.51
	Exc Award (06/30/2018, 06/30/2022)																
47343	SEIRO	05/14/1987	Active	16	0	0	0	0.00%	16		0			M,VP,SC	0		\$2,057.17
	Exc Award (06/30/2022)																
25388	SHIBATA	10/15/1961	Active	54	5	5	0	0.00%	54	24	0		N	P,T,M,SC	2		\$222.01
25379	SHIBATA SHOJO	06/18/1969	Active	38	1	5	-4	-9.52%	42	7	4		N	P,T,M,SC	18		\$4,212.95
56944	SHIOZAWA	05/08/1995	Active	8	0	0	0	0.00%	8		12		N	M,SC	20		\$409.79
25386	SHIRONE	09/02/1962	Active	70	4	6	-2	-2.78%	70	11	0		N	M,SC	1		\$5,224.44
	Exc Award (06/30/2018, 06/30/2019, 06/30/20)																
57914	SHITADA	02/26/1996	Active	33	0	1	-1	-2.94%	34	2	0			S,T,M,VP,SC	9		\$2,509.31
	Exc Award (06/30/2016, 06/30/2017)																
43691	TAGAMI	03/14/1984	Active	27	2	2	0	0.00%	27	16	0		N	P,T,M,VP,SC	0		\$1,809.67
	Exc Award (06/30/2016, 06/30/2018)																
25401	TOCHIO	09/14/1966	Active	34	3	1	2	6.25%	30	21	8			T,M,VP,SC	4		\$5,420.00
	Exc Award (06/30/2018)																
25408	TOKAMACHI	12/05/1968	Active	60	6	1	5	9.09%	59	8	3			M,VP,SC	5		\$1,822.73
	Exc Award (06/30/2019, 06/30/2023)																
39383	TOKAN	01/27/1981	Active	16	0	2	-2	-11.11%	18	19	1			VP,SC	0		\$2,231.02
	Exc Award (06/30/2024)																
29427	TOYOSAKA	05/28/1974	Active	21	3	1	2	10.53%	25	30	4			S,T,VP,SC	0		\$1,069.93
	Exc Award (06/30/2016, 06/30/2022, 06/30/20)																
25399	TSUBAME	04/04/1960	Active	24	0	0	0	0.00%	24		1		N	M,SC	24+		\$2,587.68
25318	UONUMA	06/03/1962	Active	79	5	3	2	2.60%	78	10	0		N	P,T,SC	0		\$1,933.63
	Exc Award (06/30/2016, 06/30/2023)																
42922	YAHIKO	06/13/1983	Active	22	5	0	5	29.41%	19		0		N	M,VP,SC	17		\$513.43
25435	YOITA	11/02/1968	Active	23	2	2	0	0.00%	24	32	4			M,VP,SC	0		\$2,626.48
54245	YOKOGOSHI	03/17/1993	Active	29	1	1	0	0.00%	29	4	1			S,T,M,VP,SC	11		\$580.78
	Exc Award (06/30/2023)																



Club Health Assessment for District 333 A through April 2025

				Membership										Reports				Finance		LCIF	
Club Number	Club Name	Charter Date		Status	Current Member Count	YTD Members Added	YTD Members Dropped	YTD Net Growth	YTD Net Growth%	Member Count 12 Months Ago	Avg. length of service for members	Months Since Last MMR ***	Yrs. Since Last Officer Report	President Rotation	Vice President Reported ****	Months Since Last Activity Report ***	Account Balance	Donations for current Fiscal Year			
				Number of times on status quo within last two years	If below 15 members appears				If net loss is greater than 20% appears			If no report in 3 months appears in	When more than one year appears in	Number of repeat terms	Notes the officers that do not have an active	If no report at 12 months appears in red					
116917	YUZAWA	05/17/2012		Active	32	0	1	-1	-3.03%	35	5	6			P,T,M,VP,SC	N/A		\$346.07			
Current Total Clubs Count	YTD New Clubs Count	YTD Cancelled Clubs Count	YTD Net Club Gain	Current Total Members Count	YTD Add	YTD Drop	YTD Net Growth	YTD Net Growth %	Member Count 12 Months Ago	Average Member Count Per Club	% of Clubs with less than 20 members	% No MMR in 3 Months	% No Officer Report in 12 Months	% of Clubs with balance 90+ days	Number of Clubs in Status Quo	% Status Quo Clubs in Financial Suspension	Number of Cancelled Clubs	Average Cancelled Club Age	Members Lost Due to Cancellation	% of Clubs Cancelled for Non-Financial Reasons	
69	0	0	0	2,749	273	132	141	5.41%	2,677	40	19%	25%	4%	1%	0	0%	0	0	0	0%	

* - P - Priority Club. Cancellation Reasons: 1-Objectives/conduct, 2-Non-active club, 5-Non-existing club, 6-Disbanding, 7-Merger, 8-Financial Suspension, 9-District/Multiple District Dues.

** - Abbreviation: P-President, S-Secretary, T-Treasurer, M-Member Chairperson, VP-First Vice President, MC-Communications Chairperson, SC-Service Chairperson

*** - Abbreviation: N/R - Never reported using the Lions Clubs website, N/A - Not applicable, No password registered for the Lions Clubs website.

**** - Abbreviation: N - New, IP - Immediate Past, R - Repeat.




Club Health Assessment for District 333 B through April 2025

			Status	Membership							Reports					Finance	LCIF	
Club Number	Club Name	Charter Date		Current Member Count	YTD Members Added	YTD Members Dropped	YTD Net Growth	YTD Net Growth%	Member Count 12 Months Ago	Avg. length of service for dropped members	Months Since Last MMR ***	Yrs. Since Last Officer Report	President Rotation	Vice President Reported ****	Months Since Last Activity Report ***	Account Balance	Donations for current Fiscal Year	
			Number of times on status quo within last two years	If below 15 members appears			If net loss is greater than 20% appears			If no report in 3 months appears in			When more than one year appears in	Number of repeat terms	Notes the officers that do not have an active	If no report at 12 months appears in red		
Clubs less than two years old																		
178317	Haga Mashiko	09/10/2024	Active	22	23	1	22	100.00%	0	0	0			M,VP,SC	N/R		\$320.70	
157978	Kanuma Takanezawa	04/24/2024	Active	18	0	0	0	0.00%	21		10		2	P,S,T,M,VP SC	N/R		\$209.15	
Clubs more than two years old																		
25250	ASHIKAGA Exc Award (06/30/2016)	07/28/1961	Active	49	1	1	0	0.00%	52	4	3			P,S,T,M,VP SC	3		\$3,320.71	
32455	ASHIKAGA CHUO Exc Award (06/30/2018)	06/21/1976	Active	32	3	0	3	10.34%	29		0			M,VP,SC	2		\$3,250.98	
25252	ASHIKAGA NISHI Exc Award (06/30/2016, 06/30/2017, 06/30/2018)	11/16/1967	Active	32	0	4	-4	-11.11%	36	7	1			M,VP,SC	9		\$1,622.43	
25265	FUJIOKA Exc Award (06/30/2017, 06/30/2018, 06/30/2019)	12/04/1973	Active(1)	38	2	13	-11	-22.45%	52	8	0			M,VP,SC	16		\$1,155.11	
25280	IMAICHI Exc Award (06/30/2017)	11/25/1967	Active	43	2	5	-3	-6.52%	49	20	0		N	T,M,SC	1		\$5,460.16	
25294	ISHIBASHI Exc Award (06/30/2019)	07/26/1969	Active(1)	50	0	0	0	0.00%	50		4			M,VP,SC	0		\$5,362.55	
46794	IWAFUNE Exc Award (06/30/2016)	12/11/1986	Active	17	1	0	1	6.25%	15		5			T,M,VP,SC	22		\$1,833.33	
25319	KUROISO	08/20/1965	Active	29	7	0	7	31.82%	24		2			T,M,VP,SC	9		\$4,625.10	
29822	KUZUU	09/30/1974	Active	31	0	0	0	0.00%	31		3		N	SC	3		\$4,433.37	
32458	MIBU	06/21/1976	Active(1)	14	2	5	-3	-17.65%	17	17	7			M,VP,SC	24+	90+ Days	\$153.38	
25339	Moka Exc Award (06/30/2021, 06/30/2022)	05/23/1970	Active	40	1	2	-1	-2.44%	41	11	1		N	T,M,SC	0		\$3,724.61	
36176	NASUNOGAHARA	10/04/1978	Active	18	0	0	0	0.00%	18		14		N	P,T,M,VP,SC	1		\$1,330.62	
25362	NIKKO Exc Award (06/30/2017)	01/21/1963	Active	10	1	2	-1	-9.09%	11	47	0		2	P,T,M,VP,SC	1		\$2,125.49	
32031	NISHINASUNO	04/12/1976	Active	25	3	1	2	8.70%	23	0	3			T,M,VP,SC	1		\$5,056.43	
55034	OHIRA	11/05/1993	Active	23	2	0	2	9.52%	21		7			M,VP,SC	0		\$3,464.28	



Club Health Assessment for District 333 B through April 2025

			Status	Membership							Reports					Finance	LCIF
Club Number	Club Name	Charter Date		Current Member Count	YTD Members Added	YTD Members Dropped	YTD Net Growth	YTD Net Growth%	Member Count 12 Months Ago	Avg. length of service for dropped members	Months Since Last MMR ***	Yrs. Since Last Officer Report	President Rotation	Vice President Reported ****	Months Since Last Activity Report ***	Account Balance	Donations for current Fiscal Year
			Number of times on status quo within last two years	If below 15 members appears				If net loss is greater than 20% appears			If no report in 3 months appears in	When more than one year appears in	Number of repeat terms	Notes the officers that do not have an active	If no report at 12 months red		
Exc Award (06/30/2023, 06/30/2024)																	
30298	OTAWARA	02/27/1975	Active	15	2	2	0	0.00%	18	33	3			T,M,VP,SC	1		\$2,013.97
25371	OYAMA	07/10/1966	Active	15	0	7	-7	-31.82%	24	24	4			R P,M,VP,SC	1		\$327.89
Exc Award (06/30/2016, 06/30/2019, 06/30/2020)																	
153893	Oyama FB	03/31/2023	Active(1)	22	4	42	-38	-63.33%	57	1	1		3	T,M,VP,SC	N/R	90+ Days	\$167.32
Exc Award (06/30/2024)																	
143155	Oyama FC	10/05/2020	Active	29	1	1	0	0.00%	31	3	6			M,VP,SC	0		\$1,418.30
Exc Award (06/30/2023)																	
36363	OYAMA HIGASHI	12/12/1978	Active	42	0	3	-3	-6.67%	45	21	4			P,M,VP,SC	13	90+ Days	\$4,264.92
Exc Award (06/30/2021)																	
52139	OYAMA JYOUNAN	11/04/1991	Active	12	0	8	-8	-40.00%	20	8	0			M,VP,SC	15		\$167.32
51134	OYAMA NISHI	12/17/1990	Active(1)	11	3	1	2	22.22%	10	9	1			VP,SC	5	90+ Days	\$125.49
25384	SANO	12/19/1965	Active	16	0	0	0	0.00%	16		9			P,M,VP,SC	0		\$1,223.09
42142	SANO CHUO	12/06/1982	Active(1)	18	0	18	-18	-50.00%	36	9	7			M,VP,SC	0		\$1,250.99
31894	SANO NISHI	03/11/1976	Active	30	0	1	-1	-3.23%	33	2	7			M,VP,SC	13		\$3,500.42
34423	SHIMOTSUKE	08/03/1977	Active	42	0	2	-2	-4.55%	55	29	2			M,VP,SC	20	90+ Days	\$6,085.40
Exc Award (06/30/2016, 06/30/2021)																	
25391	TANUMA	03/28/1972	Active	32	3	1	2	6.67%	31	11	3			T,M,VP,SC	9		\$2,836.75
25407	TOCHIGI	10/26/1968	Active	27	0	1	-1	-3.57%	28	8	4			M,VP,SC	1		\$7,786.95
59916	TOCHIGI CENTRAL	08/19/1997	Active	67	4	31	-27	-28.72%	95	8	1			T,M,VP,SC	0		\$4,306.03
Exc Award (06/30/2016, 06/30/2017, 06/30/2020)																	
145852	TOCHIGI KURANOMACHI	04/07/2021	Active	37	0	0	0	0.00%	36		7			N M,SC	6		\$755.05
Exc Award (06/30/2023)																	
33796	TOCHIGI MIYAKO	04/30/1977	Active	13	0	0	0	0.00%	14		7		14	R P,M,VP,SC	11	90+ Days	\$55.77
Exc Award (06/30/2018)																	
53170	TOCHIGI UZUMA	05/26/1992	Active	71	5	6	-1	-1.39%	78	8	1			N M,SC	1		\$10,828.26
Exc Award (06/30/2016, 06/30/2018, 06/30/2020)																	
25418	UJIE	08/23/1969	Active(1)	12	0	2	-2	-14.29%	14	30	0		None	P,M,VP,SC	17	90+ Days	\$195.21



Club Health Assessment for District 333 B through April 2025

			Status	Membership							Reports					Finance		LCIF
Club Number	Club Name	Charter Date		Current Member Count	YTD Members Added	YTD Members Dropped	YTD Net Growth	YTD Net Growth%	Member Count 12 Months Ago	Avg. length of service for dropped members	Months Since Last MMR ***	Yrs. Since Last Officer Report	President Rotation	Vice President Reported ****	Months Since Last Activity Report ***	Account Balance	Donations for current Fiscal Year	
			Number of times on status quo within last two years	If below 15 members appears				If net loss is greater than 20% appears			If no report in 3 months appears in	When more than one year appears in	Number of repeat terms	Notes the officers that do not have an active	If no report at 12 months appears in red			
25420	UTSUNOMIYA Exc Award (06/30/2019)	09/09/1961	Active	25	10	0	10	66.67%	15		1		None	P,S,T,M,VP SC	24+	90+ Days	\$97.60	
25424	UTSUNOMIYA CHUO Exc Award (06/30/2024)	09/29/1965	Active	39	10	1	9	30.00%	29	59	2			M,VP,SC	0		\$20,393.72	
31716	UTSUNOMIYA FUTAARA	02/18/1976	Active	0	0	10	-10	-100.00%	12	30	4		None	P,S,T,M,VP SC	13		\$1,475.54	
25425	UTSUNOMIYA HIGASHI Exc Award (06/30/2016, 06/30/2019, 06/30/20)	07/10/1966	Active	19	0	1	-1	-5.00%	27	40	4			P,S,M,VP,SC	18		\$195.21	
31822	UTSUNOMIYA HIKARI Exc Award (06/30/2016, 06/30/2018, 06/30/20)	03/08/1976	Active	20	2	2	0	0.00%	20	26	0		2	P,T,M,VP,SC	6		\$2,839.47	
25426	UTSUNOMIYA KITA	02/05/1968	Active	17	5	16	-11	-39.29%	29	9	2			T,M,VP,SC	13		\$2,195.22	
61804	UTSUNOMIYA MARONIE Exc Award (06/30/2016, 06/30/2019, 06/30/20)	04/19/1999	Cancelled(8*)	0	0	40	-40	-100.00%	42	16	1		None	P,S,T,M,VP SC	18	90+ Days	\$1,209.15	
25428	UTSUNOMIYA NISHI	05/30/1968	Active	13	2	0	2	18.18%	12		2		2	P,M,VP,SC	5		\$3,180.32	
101405	UTSUNOMIYA OORURI TAKANEZAWA Exc Award (06/30/2016, 06/30/2017, 06/30/20)	02/26/2008	Active(1)	19	0	29	-29	-60.42%	48	6	0			P,M,VP,SC	24		\$264.92	
150217	Utsunomiya Wine	03/22/2022	Active	8	0	2	-2	-20.00%	12	3	4		2	S,T,M,VP,SC	6		\$139.43	
35271	UTSUNOMIYA YUAI	03/09/1978	Active	13	0	2	-2	-13.33%	15	22	2			M,VP,SC	5		\$5,847.29	
38765	UTSUNOMIYA-KAWACHI Exc Award (06/30/2017, 06/30/2018)	06/20/1980	Active	17	1	0	1	6.25%	16		3			M,VP,SC	17	90+ Days	\$153.38	

Clubs Cancelled Previous Fiscal Year – Clubs Cancelled within last 12 months may be reinstated

Club Number	Club Name	Charter Date	Current Status*	Cancellation Date
58981	TOCHIGI SAKURA	12/27/1996	Cancelled(6*)	06/29/2024



Club Health Assessment for District 333 B through April 2025

Club Number			Club Name			Charter Date			Status					Membership					Reports					Finance		LCIF
									Current Member Count	YTD Members Added	YTD Members Dropped	YTD Net Growth	YTD Net Growth%	Member Count 12 Months Ago	Avg. length of service for dropped members	Months Since Last MMR ***	Yrs. Since Last Officer Report	President Rotation	Vice President Reported ****	Months Since Last Activity Report ***	Account Balance	Donations for current Fiscal Year				
									Number of times on status quo within last two years	If below 15 members appears			If net loss is greater than 20% appears			If no report in 3 months appears in		When more than one year appears in	Number of repeat terms	Notes the officers that do not have an active		If no report at 12 months appears in red				
Current Total Clubs Count	YTD New Clubs Count	YTD Cancelled Clubs Count	YTD Net Club Gain	Current Total Members Count	YTD Add	YTD Drop	YTD Net Growth	YTD Net Growth %	Member Count 12 Months Ago	Average Member Count Per Club	% of Clubs with less than 20 members	% No MMR in 3 Months	% No Officer Report in 12 Months	% of Clubs with balance 90+ days	Number of Clubs in Status Quo	% Status Quo Clubs in Financial Suspension	Number of Cancelled Clubs	Average Cancelled Club Age	Members Lost Due to Cancellation	% of Clubs Cancelled for Non-Financial Reasons						
46	1	1	0	1,192	100	263	-163	-12.03%	1,408	26	46%	52%	0%	20%	0	0%	1	53	40	0%						

* - P - Priority Club. Cancellation Reasons: 1-Objectives/conduct, 2-Non-active club, 5-Non-existing club, 6-Disbanding, 7-Merger, 8-Financial Suspension, 9-District/Multiple District Dues.

** - Abbreviation: P-President, S-Secretary, T-Treasurer, M-Member Chairperson, VP-First Vice President, MC-Communications Chairperson, SC-Service Chairperson

*** - Abbreviation: N/R - Never reported using the Lions Clubs website, N/A - Not applicable, No password registered for the Lions Clubs website.

**** - Abbreviation: N - New, IP - Immediate Past, R - Repeat.



Club Health Assessment for District 333 C through April 2025

			Status	Membership							Reports					Finance	LCIF
Club Number	Club Name	Charter Date		Current Member Count	YTD Members Added	YTD Members Dropped	YTD Net Growth	YTD Net Growth%	Member Count 12 Months Ago	Avg. length of service for dropped members	Months Since Last MMR ***	Yrs. Since Last Officer Report	President Rotation	Vice President Reported ****	Months Since Last Activity Report ***	Account Balance	Donations for current Fiscal Year
			Number of times on status quo within last two years	If below 15 members appears				If net loss is greater than 20% appears			If no report in 3 months appears in	When more than one year appears in	Number of repeat terms	Notes the officers that do not have an active	If no report at 12 months red		
Clubs more than two years old																	
25243	ABIKO	01/31/1973	Active	21	2	1	1	5.00%	22	24	2			N	M,SC	1	
	Exc Award (06/30/2023)																
25249	ASAHI	02/13/1966	Active	52	4	2	2	4.00%	50	19	2				M,VP,SC	9	\$6,087.54
25302	BOSO KATSUURA L C	02/21/1969	Active	55	0	11	-11	-16.67%	64	18	0				M,VP,SC	0	\$323.16
25257	CHIBA	03/28/1963	Active	35	1	4	-3	-7.89%	39	17	1				VP,SC	5	\$154.10
	Exc Award (06/30/2017)																
25258	CHIBA CHUO	02/17/1965	Active	36	0	1	-1	-2.70%	37	60	2			R	P,S,M,VP,SC	0	\$2,100.06
	Exc Award (06/30/2024)																
25259	CHIBA ECHO	10/30/1965	Active	34	1	2	-1	-2.86%	38	3	2				VP	0	\$1,169.48
	Exc Award (06/30/2018, 06/30/2021, 06/30/2024)																
52123	CHIBA MAKUHARI MESSE	10/28/1991	Active	21	0	0	0	0.00%	22		10			N		2	\$226.76
	Exc Award (06/30/2016, 06/30/2017, 06/30/2024)																
59967	CHIBA NEO	09/19/1997	Active	51	0	4	-4	-7.27%	53	13	4				VP,SC	2	
	Exc Award (06/30/2024)																
129953	Chiba Rescue	01/31/2017	Active	30	5	4	1	3.45%	27	4	1				M,VP,SC	N/A	
58597	CHIBA SAKAEMACHI	07/09/1996	Active	11	0	2	-2	-15.38%	13	22	3				M,VP,SC	0	
32456	CHIBA WAKASHIO	06/25/1976	Active	15	0	0	0	0.00%	16		10				M,VP,SC	13	\$348.59
58596	CHIBA YUKINO	07/08/1996	Active	22	1	0	1	4.76%	20		1				VP	0	\$6,663.75
25261	CHOSHI	01/10/1964	Active	31	1	2	-1	-3.13%	34	29	2				P,S,T,VP,SC	5	\$653.01
	Exc Award (06/30/2024)																
50472	CHOSHI CHUO	04/18/1990	Active	31	0	3	-3	-8.82%	34	27	3			R		6	\$1,000.00
	Exc Award (06/30/2024)																
60230	CHOSHI WEST PORT	12/22/1997	Active	13	0	2	-2	-13.33%	15	11	1				M,VP,SC	8	\$1,408.98
25266	FUNABASHI	09/29/1961	Active	25	2	1	1	4.17%	25	2	2			N	M,SC	17	\$300.01
	Exc Award (06/30/2024)																
25267	FUNABASHI CHUO	01/26/1968	Active	54	4	8	-4	-6.90%	66	11	0			N		0	\$2,098.35
	Exc Award (06/30/2023)																



Club Health Assessment for District 333 C through April 2025

			Status	Membership						Reports					Finance		LCIF
Club Number	Club Name	Charter Date		Current Member Count	YTD Members Added	YTD Members Dropped	YTD Net Growth	YTD Net Growth%	Member Count 12 Months Ago	Avg. length of service for dropped members	Months Since Last MMR ***	Yrs. Since Last Officer Report	President Rotation	Vice President Reported ****	Months Since Last Activity Report ***	Account Balance	Donations for current Fiscal Year
			Number of times on status quo within last two years	If below 15 members appears				If net loss is greater than 20% appears			If no report in 3 months appears in	When more than one year appears in	Number of repeat terms	Notes the officers that do not have an active	If no report at 12 months appears in red		
57260	FUNABASHI GREEN	07/31/1995	Active	26	3	0	3	13.04%	23		1			M,VP,SC	4		\$467.13
	Exc Award (06/30/2024)																
42143	FUNABASHI KITA	12/13/1982	Active	23	1	0	1	4.55%	23		2			M,VP,SC	0		\$509.31
57403	FUNABASHI SAZANKA	10/02/1995	Active	16	0	0	0	0.00%	17		11			VP	8		\$653.23
68904	FUNABASHI TSUBASA	06/13/2003	Active	44	0	0	0	0.00%	44		0		N		0		\$1,385.32
	Exc Award (06/30/2023)																
25269	FUTTSU	12/02/1965	Active	29	5	2	3	11.54%	26	2	0			M,VP,SC	5		\$3,546.91
35270	GYOTOKU L C	03/06/1978	Active	16	1	0	1	6.67%	15		2			P,M,VP,SC	12		\$223.09
	Exc Award (06/30/2024)																
64498	GYOTOKU RIVERSIDE	06/30/2001	Active	11	1	0	1	10.00%	10		2			T,M,VP,SC	16		
137498	Higashikatsushika	02/15/2019	Active	46	2	1	1	2.22%	44	6	5		N	S,M,VP,SC	1		\$1,403.05
	Exc Award (06/30/2020, 06/30/2024)																
133834	Higashikatsushika Support	02/08/2018	Active	13	0	0	0	0.00%	13		5			S,M,VP,SC	8		
46364	HIKARI	06/24/1986	Active	27	0	0	0	0.00%	27		6			M,VP,SC	2		\$8,306.79
	Exc Award (06/30/2024)																
32457	HIKATA	06/25/1976	Active	27	1	2	-1	-3.57%	29	20	2		N		16		\$2,345.47
25282	ICHIHARA	02/22/1964	Active	24	1	2	-1	-4.00%	27	8	2			M,VP,SC	1		\$1,689.76
	Exc Award (06/30/2024)																
56116	ICHIHARA COSMOS	09/22/1994	Active	9	0	0	0	0.00%	9		10		4	P,T,M,VP,SC	10		
57710	ICHIHARA HIGASHI	12/28/1995	Active	28	6	3	3	12.00%	23	1	1			S,T,M,VP,SC	6		
109718	ICHIHARA KAZUSA	11/17/2010	Active	26	3	1	2	8.33%	24	10	5			M,VP,SC	4		
119711	Ichihara Kokufu	06/19/2013	Active	5	1	0	1	25.00%	4		5		2	S,T,M,VP,SC	5		
25277	ICHIHARA MINAMI	05/25/1966	Active	18	0	1	-1	-5.26%	20	24	0		2	M,VP	15		\$1,064.63
	Exc Award (06/30/2023)																
100213	ICHIHARA SAKURA	09/17/2007	Active	12	0	2	-2	-14.29%	16	10	4			T,VP,SC	0		\$2,214.07
25276	ICHIKAWA	02/01/1961	Active	26	0	4	-4	-13.33%	33	25	0		N	M,SC	0		\$1,781.67
110796	ICHIKAWA FRONTIER ROSE SENIOR	04/12/2011	Active	11	0	0	0	0.00%	11		9		N	M	1		\$616.01



Club Health Assessment for District 333 C through April 2025

			Status	Membership						Reports					Finance	LCIF	
Club Number	Club Name	Charter Date		Current Member Count	YTD Members Added	YTD Members Dropped	YTD Net Growth	YTD Net Growth%	Member Count 12 Months Ago	Avg. length of service for dropped members	Months Since Last MMR ***	Yrs. Since Last Officer Report	President Rotation	Vice President Reported ****	Months Since Last Activity Report ***	Account Balance	Donations for current Fiscal Year
			Number of times on status quo within last two years	If below 15 members appears				If net loss is greater than 20% appears			If no report in 3 months appears in	When more than one year appears in	Number of repeat terms	Notes the officers that do not have an active	If no report at 12 months red		
25278	ICHIKAWA HIGASHI	10/15/1967	Active	14	0	0	0	0.00%	14		2			S,M,VP,SC	24+		\$102.64
	Exc Award (06/30/2024)																
96670	ICHIKAWA MINAMI	03/17/2006	Active	21	0	1	-1	-4.55%	22	2	4			VP	9		\$384.92
	Exc Award (06/30/2017)																
99587	ICHIKAWA PINE TREE	06/11/2007	Active	13	0	0	0	0.00%	13		15			M,VP	15		
25279	IIOKA	03/17/1968	Active	36	2	2	0	0.00%	36	23	3			N	2		\$2,706.76
	Exc Award (06/30/2024)																
41633	INZAI	06/16/1982	Active	10	0	0	0	0.00%	10		0			M,VP,SC	5		\$220.09
54919	ISUMI	10/04/1993	Active	23	1	5	-4	-14.81%	27	19	0			T,M,VP,SC	4		\$2,888.68
107656	KAMAGAYA HISHO	02/24/2010	Active	13	0	8	-8	-38.10%	17	6	0			S,T,M,VP,SC	21		
	Exc Award (06/30/2024)																
25297	KAMOGAWA	07/27/1965	Active	68	11	0	11	19.30%	57		6			T,M,VP,SC	0		\$1,535.13
	Exc Award (06/30/2024)																
25299	KASHIWA	05/21/1966	Active	31	1	3	-2	-6.06%	36	10	0			N SC	0		\$916.47
31676	KASHIWA CHUO	02/03/1976	Active	16	1	0	1	6.67%	15		2			R SC	0		\$3,915.54
38526	KASHIWA GREEN	05/20/1980	Active	24	0	2	-2	-7.69%	28	5	4			T,M,VP	9		\$5,894.66
54415	KASHIWA NANO HANA	04/30/1993	Active	33	0	4	-4	-10.81%	32	8	5			T,M,VP,SC	0		\$1,300.00
	Exc Award (06/30/2024)																
43959	KASHIWA OAK	05/02/1984	Active	41	5	4	1	2.50%	42	7	2			N T	21		\$264.99
	Exc Award (06/30/2024)																
53917	KASHIWA SAKURA	12/21/1992	Active	38	4	2	2	5.56%	40	3	0			N M,SC	1		\$8,045.76
	Exc Award (06/30/2023)																
32674	KASHIWA SHONAN	08/04/1976	Active	26	0	2	-2	-7.14%	27	10	7			M,VP,SC	16		
108683	KASHIWA SOUSEI	06/18/2010	Active	27	5	0	5	22.73%	21		0		2	N M,SC	1		\$4,382.11
	Exc Award (06/30/2024)																
25307	KAZUSA	04/21/1966	Active	17	1	3	-2	-10.53%	23	19	0			M,VP,SC	0		\$3,837.11
25310	KIMITSU	06/21/1967	Active	54	2	0	2	3.85%	52		1			N	2		\$11,300.04
25309	KIMITSU CHUO	05/03/1971	Active	9	0	0	0	0.00%	10		10		3	M,VP,SC	6		\$934.24



Club Health Assessment for District 333 C through April 2025

			Status	Membership						Reports					Finance	LCIF	
Club Number	Club Name	Charter Date		Current Member Count	YTD Members Added	YTD Members Dropped	YTD Net Growth	YTD Net Growth%	Member Count 12 Months Ago	Avg. length of service for dropped members	Months Since Last MMR ***	Yrs. Since Last Officer Report	President Rotation	Vice President Reported ****	Months Since Last Activity Report ***	Account Balance	Donations for current Fiscal Year
			Number of times on status quo within last two years	If below 15 members appears				If net loss is greater than 20% appears			If no report in 3 months appears in	When more than one year appears in	Number of repeat terms	Notes the officers that do not have an active	If no report at 12 months red		
110427	KIMITSU PLATINUM	02/23/2011	Active	22	1	0	1	4.76%	22		4			T,M,VP,SC	8		\$1,500.00
25314	KISARAZU	10/21/1964	Active	33	12	1	11	50.00%	25	50	0			M,VP,SC	3		\$1,544.78
25311	KISARAZU CHUO	06/23/1966	Active	14	3	2	1	7.69%	13	0	5			M,VP,SC	1		\$912.56
25303	KOZAKI	12/11/1969	Active	19	0	0	0	0.00%	19		10			IP	0		\$248.13
37203	KUJUKURI	05/24/1979	Active	4	0	1	-1	-20.00%	5	34	3		5	T,M,VP,SC	11		
25330	MATSUDO	03/11/1964	Cancelled(6*)	0	0	14	-14	-100.00%	19	31	4		None	P,S,T,M,VP SC	7		\$1,139.43
33986	MATSUDO CHUO	05/31/1977	Active	28	2	2	0	0.00%	28	0	9			P,M,VP,SC	9		\$503.82
44691	MATSUDO EUCALY	02/25/1985	Active	19	0	2	-2	-9.52%	21	21	4			N M,SC	2		\$5,575.24
Exc Award (06/30/2016, 06/30/2017, 06/30/20)																	
56599	MATSUDO GREEN	03/02/1995	Active	42	3	5	-2	-4.55%	45	8	2			T,VP,SC	3		\$4,781.09
Exc Award (06/30/2023)																	
40084	MATSUDO HIGASHI	06/10/1981	Active	41	2	0	2	5.13%	39		0			S,M,VP,SC	8		\$4,800.10
Exc Award (06/30/2024)																	
98757	MINAMI BOSO	03/13/2007	Active	41	2	0	2	5.13%	39		2			N T,M,SC	3		
52709	MOBARA CHUO	03/17/1992	Active	7	1	0	1	16.67%	6		8			M,VP,SC	13		\$404.11
33289	NAGAREYAMA	01/31/1977	Active	33	1	0	1	3.13%	33		3			N M	0		\$4,851.75
25350	NARASHINO	03/24/1967	Active	33	2	1	1	3.13%	32	5	3			VP	0		\$3,471.83
Exc Award (06/30/2020, 06/30/2024)																	
43186	NARASHINO CHUO	11/23/1983	Active	28	0	0	0	0.00%	29		8			S,T,M,VP,SC	0		\$840.23
Exc Award (06/30/2016, 06/30/2019, 06/30/20)																	
25351	NARITA	04/12/1965	Active	45	2	4	-2	-4.26%	49	13	3			N SC	4		\$4,976.28
49587	NARITA GREEN	06/02/1989	Active	21	0	7	-7	-25.00%	30	9	3			N M,SC	15		
41946	NODA	10/25/1982	Active	36	5	3	2	5.88%	35	5	0			T,M,VP	0		\$4,988.96
Exc Award (06/30/2024)																	
35013	OAMISHIRASATO	01/20/1978	Active	14	0	0	0	0.00%	15		6			M,VP,SC	19		
66273	OMIGAWA	06/25/2002	Active	1	0	0	0	0.00%	1		32		6	S,T,M,VP,SC	24+		
25375	SAKURA	02/25/1966	Active	46	3	1	2	4.55%	44	42	3			M,VP,SC	2		\$2,653.23



Club Health Assessment for District 333 C through April 2025

			Status	Membership							Reports					Finance	LCIF
Club Number	Club Name	Charter Date		Current Member Count	YTD Members Added	YTD Members Dropped	YTD Net Growth	YTD Net Growth%	Member Count 12 Months Ago	Avg. length of service for dropped members	Months Since Last MMR ***	Yrs. Since Last Officer Report	President Rotation	Vice President Reported ****	Months Since Last Activity Report ***	Account Balance	Donations for current Fiscal Year
			Number of times on status quo within last two years	If below 15 members appears				If net loss is greater than 20% appears			If no report in 3 months appears in	When more than one year appears in	Number of repeat terms	Notes the officers that do not have an active	If no report at 12 months appears in red		
Exc Award (06/30/2023, 06/30/2024)																	
102599	SAKURA MURASAKI	06/23/2008	Active	28	1	3	-2	-6.67%	29	9	1			N	M,SC	11	\$1,101.03
Exc Award (06/30/2023, 06/30/2024)																	
25385	SAWARA	05/14/1965	Active	46	4	3	1	2.22%	45	12	5				T,M,VP,SC	24+	\$4,400.05
Exc Award (06/30/2024)																	
47058	SEKIYADO	03/16/1987	Active	94	29	30	-1	-1.05%	95	5	1			N	T,M,VP,SC	0	\$6,000.02
Exc Award (06/30/2021, 06/30/2023, 06/30/2024)																	
37728	SHIRAKO	11/12/1979	Active	13	0	1	-1	-7.14%	12	0	9		2	R	P,M,VP,SC	4	\$265.28
Exc Award (06/30/2024)																	
53286	SHIROI	06/09/1992	Active	24	11	1	10	71.43%	14	33	0			IP		2	\$2,490.48
108715	SHIROI ASUNARO	06/21/2010	Cancelled(6*)	0	0	5	-5	-100.00%	7	10	5		None		P,S,T,M,VP SC	24+	
47566	SHISUI	06/26/1987	Active	22	4	2	2	10.00%	20	32	2			N	M,SC	0	\$1,629.26
25331	SOBU CHUO L C	06/20/1967	Active	32	0	0	0	0.00%	32		9				VP,SC	0	\$2,000.01
Exc Award (06/30/2024)																	
25383	SODEGAURA	02/12/1967	Active	14	0	0	0	0.00%	14		11			R	M,SC	5	\$2,300.06
Exc Award (06/30/2024)																	
25389	TAIEI	01/24/1971	Active	39	1	0	1	2.63%	39		8				M,VP,SC	2	\$3,248.14
25413	TAKO	07/14/1968	Active	18	0	2	-2	-10.00%	20	38	5				M,VP,SC	1	
25395	TATEYAMA	05/22/1962	Active	15	2	1	1	7.14%	16	5	9				T,VP	6	\$260.00
25406	TATEYAMA CHUO	09/08/1968	Active	11	0	0	0	0.00%	13		10				M,VP,SC	24+	
25398	TOGANE	01/20/1966	Active	7	0	0	0	0.00%	7		13		2		M,VP,SC	4	
52587	TOMISATO	02/24/1992	Active	8	2	2	0	0.00%	4	1	3		3		S,M,VP,SC	2	
Exc Award (06/30/2018)																	
25409	TONOSHO	03/24/1968	Active	14	1	1	0	0.00%	14	0	5		4		VP	5	
25422	URAYASU	10/11/1971	Active	45	5	1	4	9.76%	41	14	0				M,VP	7	\$4,256.04
Exc Award (06/30/2024)																	
54821	URAYASU CHUO	08/09/1993	Active	39	1	1	0	0.00%	41	31	6				VP	6	\$5,444.21
46365	URAYASU SEASIDE	06/23/1986	Active	3	0	1	-1	-25.00%	5	6	7				S,M,VP,SC	15	\$64.63



Club Health Assessment for District 333 C through April 2025

			Status	Membership							Reports					Finance		LCIF
Club Number	Club Name	Charter Date		Current Member Count	YTD Members Added	YTD Members Dropped	YTD Net Growth	YTD Net Growth%	Member Count 12 Months Ago	Avg. length of service for dropped members	Months Since Last MMR ***	Yrs. Since Last Officer Report	President Rotation	Vice President Reported ****	Months Since Last Activity Report ***	Account Balance	Donations for current Fiscal Year	
			Number of times on status quo within last two years	If below 15 members appears				If net loss is greater than 20% appears			If no report in 3 months appears in	When more than one year appears in	Number of repeat terms	Notes the officers that do not have an active	If no report at 12 months appears in red			
50406	YACHIMATA	04/09/1990	Active	31	6	0	6	24.00%	28		3			N	3		\$368.95	
	Exc Award (06/30/2024)																	
25430	YACHIYO	06/29/1969	Active	29	0	1	-1	-3.33%	30	1	5			N	M,SC	0	\$1,573.85	
	Exc Award (06/30/2024)																	
115613	YACHIYO CHUO	11/22/2011	Active	47	0	2	-2	-4.08%	40	10	7				T,VP	1	\$2,136.45	
	Exc Award (06/30/2024)																	
25434	YOKAICHIBA	06/28/1965	Active	9	1	0	1	12.50%	11		9		3		M,VP,SC	8	\$533.67	
25437	YOTSUKAIDO	04/02/1967	Active	21	4	2	2	10.53%	18	1	2			N	P,SC	13	\$500.00	
	Exc Award (06/30/2024)																	
62879	YOTSUKAIDO CHUO	03/03/2000	Active	24	5	0	5	26.32%	20		2			N	SC	0	\$1,382.90	
65024	YOTSUKAIDO U-I	02/18/2002	Cancelled(6*)	0	0	6	-6	-100.00%	6	13	2		None		P,S,T,M,VP SC	24+		

Clubs Cancelled Previous Fiscal Year – Clubs Cancelled within last 12 months may be reinstated

Club Number	Club Name	Charter Date	Current Status*	Cancellation Date
30863	FUNABASHI KEIYO	05/30/1975	Cancelled(6*)	06/29/2024
37457	ICHIKAWA KITA	07/10/1979	Cancelled(6*)	06/29/2024

Current Total Clubs Count	YTD New Clubs Count	YTD Cancelled Clubs Count	YTD Net Club Gain	Current Total Members Count	YTD Add	YTD Drop	YTD Net Growth	YTD Net Growth %	Member Count 12 Months Ago	Average Member Count Per Club	% of Clubs with less than 20 members	% No MMR in 3 Months	% No Officer Report in 12 Months	% of Clubs with balance 90+ days	Number of Clubs in Status Quo	% Status Quo Clubs in Financial Suspension	Number of Cancelled Clubs	Average Cancelled Club Age	Members Lost Due to Cancellation	% of Clubs Cancelled for Non-Financial Reasons
100	0	3	-3	2,648	195	209	-14	-0.53%	2,705	26	36%	54%	0%	0%	0	0%	3	64	25	100%

* - P - Priority Club. Cancellation Reasons: 1-Objectives/conduct, 2-Non-active club, 5-Non-existing club, 6-Disbanding, 7-Merger, 8-Financial Suspension, 9-District/Multiple District Dues.

** - Abbreviation: P-President, S-Secretary, T-Treasurer, M-Member Chairperson, VP-First Vice President, MC-Communications Chairperson, SC-Service Chairperson

*** - Abbreviation: N/R - Never reported using the Lions Clubs website, N/A - Not applicable, No password registered for the Lions Clubs website.

**** - Abbreviation: N - New, IP - Immediate Past, R - Repeat.



Club Health Assessment for District 333 D through April 2025

			Status	Membership							Reports					Finance	LCIF
Club Number	Club Name	Charter Date		Current Member Count	YTD Members Added	YTD Members Dropped	YTD Net Growth	YTD Net Growth%	Member Count 12 Months Ago	Avg. length of service for dropped members	Months Since Last MMR ***	Yrs. Since Last Officer Report	President Rotation	Vice President Reported ****	Months Since Last Activity Report ***	Account Balance	Donations for current Fiscal Year
			Number of times on status quo within last two years	If below 15 members appears				If net loss is greater than 20% appears			If no report in 3 months appears in	When more than one year appears in	Number of repeat terms	Notes the officers that do not have an active	If no report at 12 months red		
Clubs more than two years old																	
25244	AGATSUMA	04/24/1972	Active	38	1	2	-1	-2.56%	40	40	2			P,S,T,VP,SC	9		\$2,197.68
62917	FUJIOKASHI	03/13/2000	Active	12	0	0	0	0.00%	12		11			VP,SC	1		\$244.88
34908	HARUNA	12/19/1977	Active	0	0	0	0	0.00%	0		22	2	None	P,S,T,M,VP SC	24+		
25283	ISESAKI	03/29/1964	Active	15	1	1	0	0.00%	18	52	4			S,T,M,VP,SC	6		\$620.05
Exc Award (06/30/2016)																	
25289	ISESAKI CHUO	03/30/1969	Active	17	3	2	1	6.25%	19	0	3			P,T,M,VP,SC	5		\$491.34
124256	Iseaki Kizuna	02/27/2015	Active	42	12	3	9	27.27%	37	5	2			P,T,M,VP,SC	0		\$2,528.18
Exc Award (06/30/2016)																	
48304	ISESAKI SAWA	03/21/1988	Active	44	2	7	-5	-10.20%	50	7	1			P,M,VP,SC	0		\$1,414.23
Exc Award (06/30/2016)																	
40967	KASAKAKE	02/22/1982	Active	60	3	0	3	5.26%	60		5			P,S,T,M,VP SC	1		\$6,754.06
Exc Award (06/30/2016)																	
25315	KIRYU CHUO	04/02/1968	Active	27	2	1	1	3.85%	26	1	0			N T,M,VP,SC	2		\$2,324.48
40968	KIRYU NISHI	02/22/1982	Active	25	0	5	-5	-16.67%	30	9	5			T,VP,SC	0		\$4,270.78
Exc Award (06/30/2016)																	
30297	KUNISADA L C	02/27/1975	Active	20	5	0	5	33.33%	15		3		None	P,S,T,M,VP SC	6		\$4,051.46
25323	MAEBASHI	03/25/1963	Active	76	5	1	4	5.56%	73	8	5			VP,SC	1		\$6,083.46
25324	MAEBASHI CHUO	04/07/1967	Active	111	2	6	-4	-3.48%	118	10	2			N T,SC	1		\$8,002.63
Exc Award (06/30/2017, 06/30/2018, 06/30/2020)																	
25325	MAEBASHI HIGASHI	08/08/1970	Active	25	1	2	-1	-3.85%	28	32	2			M,VP,SC	1		\$1,448.94
117793	MAEBASHI KITA	09/06/2012	Active	26	3	2	1	4.00%	25	1	3			VP,SC	1		\$427.52
25327	MAEBASHI SHIKISHIMA MINAMI	11/16/1971	Active	20	2	3	-1	-4.76%	19	7	1			N T,M,SC	4		
105357	MATSUIDA	04/24/2009	Cancelled(6*)	0	0	39	-39	-100.00%	39	9	4	1	None	P,S,T,M,VP SC	N/R		
55713	MINAKAMI	05/02/1994	Active	24	3	2	1	4.35%	24	16	0			P,S,T,VP,SC	1		\$687.10
Exc Award (06/30/2016)																	
25364	NUMATA TONE L C	06/08/1969	Active	47	3	1	2	4.44%	46	4	2			S,T,M,VP,SC	1		\$4,067.12



Club Health Assessment for District 333 D through April 2025

			Status	Membership							Reports					Finance	LCIF
Club Number	Club Name	Charter Date		Current Member Count	YTD Members Added	YTD Members Dropped	YTD Net Growth	YTD Net Growth%	Member Count 12 Months Ago	Avg. length of service for dropped members	Months Since Last MMR ***	Yrs. Since Last Officer Report	President Rotation	Vice President Reported ****	Months Since Last Activity Report ***	Account Balance	Donations for current Fiscal Year
			Number of times on status quo within last two years	If below 15 members appears			If net loss is greater than 20% appears				If no report in 3 months appears in	When more than one year appears in	Number of repeat terms	Notes the officers that do not have an active	If no report at 12 months appears in red		
Exc Award (06/30/2023)																	
25368	OMAMA	09/11/1964	Active	55	16	3	13	30.95%	42	1	0			N	P,T,M,VP,SC	7	\$4,320.63
25370	OTA	09/13/1962	Active	62	1	2	-1	-1.59%	64	4	0			N	M,SC	0	\$3,136.32
Exc Award (06/30/2023)																	
25369	OTA CHUO	11/08/1968	Active	39	2	2	0	0.00%	40	56	0			N	M,SC	4	\$12,762.81
32774	OTA HIGASHI	09/27/1976	Active	13	0	0	0	0.00%	13		11			N	M,VP,SC	6	\$181.26
Exc Award (06/30/2016)																	
42733	OTA NISHI	05/13/1983	Active	43	1	1	0	0.00%	49	7	3			N	M,SC	5	\$2,440.70
Exc Award (06/30/2016)																	
25374	SAKAI	04/09/1973	Active	30	2	0	2	7.14%	31		0				P,T,M,VP,SC	5	\$4,377.85
25387	SHIBUKAWA	12/14/1971	Active	65	3	29	-26	-28.57%	97	12	1				P,S,T,VP,SC	1	\$1,151.79
Exc Award (06/30/2017)																	
53936	SHIBUKAWA CHUO	12/28/1992	Active	34	3	2	1	3.03%	33	3	2				P,S,T,VP,SC	1	\$1,685.91
25392	TAKASAKI	06/30/1963	Active	118	4	4	0	0.00%	119	20	1			N	T	1	\$11,335.23
25403	TAKASAKI CHUO	11/22/1967	Active	70	6	1	5	7.69%	65	2	1			N	T,M	4	\$336.09
134691	Takasaki City	06/13/2018	Active	12	1	2	-1	-7.69%	13	7	2			N	M,SC	5	\$71.10
112087	TAKASAKI HIGASHI	08/22/2011	Active	34	0	5	-5	-12.82%	40	14	0		None		P,S,T,M,VP SC	5	\$1,996.37
Exc Award (06/30/2016)																	
25271	TAKASAKI KITA	09/18/1973	Active	58	6	2	4	7.41%	66	5	1				S,M,VP,SC	0	\$3,693.84
Exc Award (06/30/2023)																	
45631	TAKASAKI MIYAMA	12/02/1985	Active	48	2	9	-7	-12.73%	57	14	0				VP,SC	7	\$2,441.71
Exc Award (06/30/2016)																	
60110	TAKASAKI PEARL	11/18/1997	Active	9	1	1	0	0.00%	9	19	4			N	S,T	4	\$1,422.78
Exc Award (06/30/2019)																	
25421	TAKASAKI WADA	02/22/1970	Active	37	3	2	1	2.78%	43	10	1			N	T,M,SC	4	\$193.90
Exc Award (06/30/2019)																	
153458	Takasaki Yanagawa	01/16/2023	Active	14	1	8	-7	-33.33%	21	2	1				M,VP,SC	6	\$620.04
96509	TAKASAKIJO	03/14/2006	Active	26	1	0	1	4.00%	25		1			N	P,S,M,VP,SC	3	\$168.04



Club Health Assessment for District 333 D through April 2025

			Status	Membership							Reports					Finance	LCIF
Club Number	Club Name	Charter Date		Current Member Count	YTD Members Added	YTD Members Dropped	YTD Net Growth	YTD Net Growth%	Member Count 12 Months Ago	Avg. length of service for dropped members	Months Since Last MMR ***	Yrs. Since Last Officer Report	President Rotation	Vice President Reported ****	Months Since Last Activity Report ***	Account Balance	Donations for current Fiscal Year
			Number of times on status quo within last two years	If below 15 members appears				If net loss is greater than 20% appears			If no report in 3 months appears in	When more than one year appears in	Number of repeat terms		Notes the officers that do not have an active	If no report at 12 months appears in red	
Exc Award (06/30/2022)																	
63896	TAMAMURAMACHI	01/16/2001	Active	50	1	1	0	0.00%	50	37	4			S,T,M,VP,SC	1		\$1,000.00
25417	TANO-FUJIOKA	08/17/1969	Active	23	0	2	-2	-8.00%	25	44	1			N P,S,T,M,VP SC	5		\$303.47
Exc Award (06/30/2016, 06/30/2023)																	
25394	TATEBAYASHI	04/03/1963	Active	27	9	5	4	17.39%	25	12	1			N P,M,VP,SC	6		\$367.32
Exc Award (06/30/2016)																	
25393	TATEBAYASHI CHUO	02/08/1972	Active	12	0	1	-1	-7.69%	14	26	0			N P,S,T,M,SC	0		\$2,915.29
25429	TOMIOKA	05/24/1970	Active	64	2	6	-4	-5.88%	70	8	0			N S,SC	0		\$5,872.18
Exc Award (06/30/2016, 06/30/2023)																	
25415	TSUMAGOI	02/27/1969	Active	23	1	1	0	0.00%	24	22	1			P,S,T,M,VP SC	0		\$2,109.02
25423	USUI ANNAKA L C	12/06/1970	Active	38	0	1	-1	-2.56%	40	12	4			M,VP,SC	8		\$1,986.77
50015	YABUZUKA	12/07/1989	Active	19	0	2	-2	-9.52%	23	21	1			N S,T,M,VP,SC	6		\$1,426.51
25436	YOSHII	12/18/1973	Active	15	0	0	0	0.00%	16		0		3	N S,T,M,VP,SC	1		

Clubs Cancelled Previous Fiscal Year – Clubs Cancelled within last 12 months may be reinstated

Club Number	Club Name	Charter Date	Current Status*	Cancellation Date
29821	ITAKURA	09/23/1974	Cancelled(6*)	06/29/2024
64597	TAKASAKI NEW CENTURY	07/12/2001	Cancelled(6*)	12/29/2023

Current Total Count	YTD New Clubs	YTD Cancelled Clubs	YTD Net Gain	Current Total Members	YTD Add	YTD Drop	YTD Net Growth	YTD Net Growth %	Member Count 12 Months Ago	Average Member Count Per Club	% of Clubs with less than 20 members	% No MMR in 3 Months	% No Officer Report in 12 Months	% of Clubs with balance 90+ days	Number of Clubs in Status Quo	% Status Quo Clubs in Financial Suspension	Number of Cancelled Clubs	Average Cancelled Club Age	Members Lost Due to Cancellation	% of Clubs Cancelled for Non-Financial Reasons
45	0	1	-1	1,667	114	169	-55	-3.19%	1,793	37	24%	31%	2%	0%	0	0%	1	88	39	100%

* - P - Priority Club. Cancellation Reasons: 1-Objectives/conduct, 2-Non-active club, 5-Non-existing club, 6-Disbanding, 7-Merger, 8-Financial Suspension, 9-District/Multiple District Dues.

** - Abbreviation: P-President, S-Secretary, T-Treasurer, M-Member Chairperson, VP-First Vice President, MC-Communications Chairperson, SC-Service Chairperson

*** - Abbreviation: N/R - Never reported using the Lions Clubs website, N/A - Not applicable, No password registered for the Lions Clubs website.

**** - Abbreviation: N - New, IP - Immediate Past, R - Repeat.



Club Health Assessment for District 333 E through April 2025

			Status	Membership							Reports					Finance		LCIF
Club Number	Club Name	Charter Date		Current Member Count	YTD Members Added	YTD Members Dropped	YTD Net Growth	YTD Net Growth%	Member Count 12 Months Ago	Avg. length of service for dropped members	Months Since Last MMR ***	Yrs. Since Last Officer Report	President Rotation	Vice President Reported ****	Months Since Last Activity Report ***	Account Balance	Donations for current Fiscal Year	
			Number of times on status quo within last two years	If below 15 members appears				If net loss is greater than 20% appears			If no report in 3 months appears in	When more than one year appears in	Number of repeat terms	Notes the officers that do not have an active	If no report at 12 months appears in red			
Clubs less than two years old																		
157051	Tsukuba Young	01/11/2024	Active	68	33	2	31	83.78%	52	6	1		2	T,M,VP,SC	4		\$19,600.00	
Clubs more than two years old																		
25246	AMI	12/21/1971	Active	20	1	1	0	0.00%	21	41	3			N SC	15		\$5,000.02	
Exc Award (06/30/2023)																		
119780	Chikusei	06/22/2013	Active	54	3	1	2	3.85%	52	4	7			N M,SC	1		\$4,000.03	
Exc Award (06/30/2023)																		
25263	EDOSAKI	06/07/1969	Active	28	1	1	0	0.00%	28	8	0		2	M,VP,SC	0		\$840.02	
153903	Goka	03/14/2023	Active	19	0	0	0	0.00%	21		10			M,VP,SC	6		\$120.03	
25272	HITACHI	01/22/1962	Active	26	0	0	0	0.00%	33		1			N M	1		\$5,400.04	
Exc Award (06/30/2016)																		
34909	HITACHI CHUO	12/22/1977	Active	34	1	0	1	3.03%	33		0			M,VP,SC	2		\$5,400.15	
84814	HITACHI KIRARA	02/07/2005	Active	32	1	0	1	3.23%	31		0			N M,SC	1		\$3,000.07	
Exc Award (06/30/2016, 06/30/2024)																		
33490	HITACHI OGAWA L C	03/16/1977	Active	19	0	0	0	0.00%	19		9			M,VP,SC	3		\$1,300.00	
25274	HITACHI OMIYA L C	03/16/1968	Active	30	3	1	2	7.14%	29	57	1			N M,SC	1			
42140	HITACHI SAKURA	12/27/1982	Active	42	4	0	4	10.53%	38		5			M,VP,SC	2		\$1,560.06	
36784	HITACHIDAIGO L C	03/20/1979	Active	36	0	1	-1	-2.70%	41	33	5			M,VP,SC	4		\$640.06	
56373	HITACHINAKA BEST	12/28/1994	Active	43	1	2	-1	-2.27%	44	11	6			N M,SC	20		\$5,300.15	
25273	HITACHIOTA	06/10/1966	Active	46	1	0	1	2.22%	45		9			N M,SC	3		\$1,900.07	
35900	HITACHIYAMATO L C	06/13/1978	Active	26	1	1	0	0.00%	26	0	9			M,VP,SC	13			
Exc Award (06/30/2016)																		
33795	HOKOTA	04/05/1977	Active	56	1	0	1	1.82%	57		3			S,T,M,VP,SC	0		\$2,860.10	
41275	IBARAKI SAKAI	04/12/1982	Active	85	4	3	1	1.19%	86	14	3			M,VP,SC	6			
Exc Award (06/30/2017)																		
38935	IBARAKI YACHIYO L C	09/15/1980	Active	39	2	1	1	2.63%	37	44	2			M,VP,SC	6		\$540.10	
118806	IBARAKIHINUMA	02/20/2013	Active	46	0	0	0	0.00%	47		4			N M,SC	3			



Club Health Assessment for District 333 E through April 2025

			Status	Membership							Reports					Finance		LCIF
Club Number	Club Name	Charter Date		Current Member Count	YTD Members Added	YTD Members Dropped	YTD Net Growth	YTD Net Growth%	Member Count 12 Months Ago	Avg. length of service for dropped members	Months Since Last MMR ***	Yrs. Since Last Officer Report	President Rotation	Vice President Reported ****	Months Since Last Activity Report ***	Account Balance	Donations for current Fiscal Year	
			Number of times on status quo within last two years	If below 15 members appears				If net loss is greater than 20% appears			If no report in 3 months appears in	When more than one year appears in	Number of repeat terms	Notes the officers that do not have an active	If no report at 12 months red			
41111	IBARAKISANWA	03/18/1982	Active	39	1	1	0	0.00%	45	43	1			M,VP,SC	0		\$2,950.01	
	Exc Award (06/30/2018)																	
25287	ISHIGE	10/25/1969	Active	23	1	4	-3	-11.54%	26	27	1			P,T,M,VP,SC	0			
25284	ISHIOKA	12/11/1966	Active	38	2	1	1	2.70%	37	2	0			N SC	4		\$2,600.09	
	Exc Award (06/30/2016, 06/30/2022, 06/30/20																	
76003	ITAKO	06/30/2003	Active	101	2	2	0	0.00%	102	12	4			N M,SC	7			
	Exc Award (06/30/2016, 06/30/2017, 06/30/20																	
25286	IWAI	06/11/1968	Active	49	1	3	-2	-3.92%	57	23	6			VP,SC	2		\$7,000.10	
	Exc Award (06/30/2017, 06/30/2018, 06/30/20																	
25285	IWAMA	12/27/1972	Active	18	0	0	0	0.00%	18		9			N M,SC	1			
25288	IWASE	05/17/1970	Active	36	1	2	-1	-2.70%	38	9	4			N M,SC	16		\$1,540.07	
98747	KAMISU	03/09/2007	Active	115	10	3	7	6.48%	109	8	1			M,VP,SC	1		\$6,036.14	
	Exc Award (06/30/2016, 06/30/2018, 06/30/20																	
25300	KASAMA	08/31/1973	Active	33	1	0	1	3.13%	34		9			M,VP,SC	14		\$500.02	
	Exc Award (06/30/2016)																	
25298	KASHIMA	03/16/1969	Active	140	5	6	-1	-0.71%	142	16	0			M,VP,SC	3		\$33,000.42	
	Exc Award (06/30/2016, 06/30/2024)																	
118464	KASUMIGAURA	12/17/2012	Active	82	0	0	0	0.00%	87		4			M,VP,SC	5		\$5,500.07	
	Exc Award (06/30/2018, 06/30/2021)																	
25306	KATSUTA	08/01/1964	Active	60	3	1	2	3.45%	60	7	6			M,VP,SC	1		\$15,800.11	
	Exc Award (06/30/2016, 06/30/2018, 06/30/20																	
36087	KATSUTA GREEN	09/18/1978	Active	15	1	1	0	0.00%	16	32	1			R M,SC	2		\$2,200.03	
104888	KITAIBARAKI SAKURA	03/04/2009	Active	16	18	29	-11	-40.74%	30	3	4			S,M,VP,SC	0			
25317	KOGA	01/20/1968	Active	35	3	3	0	0.00%	43	36	0			M,VP,SC	15		\$4,140.08	
	Exc Award (06/30/2018)																	
33985	KYOWA	05/31/1977	Active	22	0	4	-4	-15.38%	26	22	1			M,VP,SC	1		\$1,000.01	
25329	MAKABE	02/29/1972	Active	40	1	0	1	2.56%	41		7		2	N M,SC	0		\$700.15	
59348	MIHO	04/08/1997	Active	26	1	4	-3	-10.34%	29	13	5			M,VP,SC	24+		\$1,000.00	



Club Health Assessment for District 333 E through April 2025

			Status	Membership							Reports					Finance	LCIF	
Club Number	Club Name	Charter Date		Current Member Count	YTD Members Added	YTD Members Dropped	YTD Net Growth	YTD Net Growth%	Member Count 12 Months Ago	Avg. length of service for dropped members	Months Since Last MMR ***	Yrs. Since Last Officer Report	President Rotation	Vice President Reported ****	Months Since Last Activity Report ***	Account Balance	Donations for current Fiscal Year	
			Number of times on status quo within last two years	If below 15 members appears				If net loss is greater than 20% appears			If no report in 3 months appears in	When more than one year appears in	Number of repeat terms	Notes the officers that do not have an active	If no report at 12 months appears in red			
29426	MINORI	05/31/1974	Active	20	0	0	0	0.00%	21		9		2	R	M,SC	7		\$300.01
	Exc Award (06/30/2017)																	
25332	MITO	06/11/1964	Active	62	2	3	-1	-1.59%	85	47	0				M,VP,SC	2		\$10,002.06
	Exc Award (06/30/2016)																	
25334	MITO AOI	01/30/1965	Active	91	5	5	0	0.00%	97	10	2			N	M,SC	4		\$15,800.36
	Exc Award (06/30/2018, 06/30/2021)																	
128767	Mito Cheerful	08/30/2016	Active	20	0	0	0	0.00%	22		10			N	M,VP,SC	1		\$400.07
25335	MITO HIGASHI	10/27/1972	Active	30	0	0	0	0.00%	30		0			N	T,M,SC	0		\$460.01
	Exc Award (06/30/2016)																	
36088	MITO KITA	09/29/1978	Active	17	2	1	1	6.25%	23	4	1				VP,SC	1		\$1,017.44
	Exc Award (06/30/2016, 06/30/2017)																	
33915	MITO MINAMI	05/18/1977	Active	27	1	1	0	0.00%	27	46	0			N	SC	0		\$3,200.05
	Exc Award (06/30/2016)																	
25333	MITO NISHI	02/28/1971	Active	66	3	0	3	4.76%	64		1			N	M,VP,SC	6		\$2,300.02
	Exc Award (06/30/2017, 06/30/2018)																	
32260	MITSUKAIDO	05/07/1976	Active	20	0	2	-2	-9.09%	38	25	2			N	M,SC	2		\$1,600.08
25340	MORIYA	11/20/1972	Active	67	2	1	1	1.52%	68	0	4			N	SC	1		\$2,989.00
25348	NAKA	07/28/1968	Active	24	5	0	5	26.32%	21		2				M,VP,SC	0		\$100.00
25347	NAKAMINATO	04/22/1967	Active	20	0	0	0	0.00%	20		9			N	M,SC	3		\$1,403.87
127036	Namegata	03/09/2016	Active	57	2	0	2	3.64%	54		7			N	M,SC	6		\$300.01
25365	OARAI	10/30/1965	Active	14	1	11	-10	-41.67%	25	10	2			N	T,M,VP,SC	0		\$1,220.00
25372	RYUGASAKI	01/21/1968	Active	72	3	3	0	0.00%	73	17	0				S,M,VP,SC	1		\$7,000.05
42141	RYUGASAKI KIKYO	12/27/1982	Active	26	0	2	-2	-7.14%	28	17	2				VP,SC	1		\$3,100.01
	Exc Award (06/30/2016, 06/30/2023)																	
56374	SHIMODATE SENIOR	12/28/1994	Active	13	0	8	-8	-38.10%	21	13	3				P,M,VP,SC	0		\$1,260.05
41276	SHIMODATE TOMOE	04/12/1982	Active	69	16	2	14	25.45%	59	9	2				M,VP,SC	2		\$1,000.00
46944	SHIMOTSUMA	02/13/1987	Active	42	1	0	1	2.44%	45		9				M,VP,SC	14		\$2,500.06



Club Health Assessment for District 333 E through April 2025

			Status	Membership							Reports					Finance	LCIF
Club Number	Club Name	Charter Date		Current Member Count	YTD Members Added	YTD Members Dropped	YTD Net Growth	YTD Net Growth%	Member Count 12 Months Ago	Avg. length of service for dropped members	Months Since Last MMR ***	Yrs. Since Last Officer Report	President Rotation	Vice President Reported ****	Months Since Last Activity Report ***	Account Balance	Donations for current Fiscal Year
			Number of times on status quo within last two years	If below 15 members appears				If net loss is greater than 20% appears			If no report in 3 months appears in	When more than one year appears in	Number of repeat terms	Notes the officers that do not have an active	If no report at 12 months appears in red		
32850	SOWA	10/11/1976	Active	27	1	3	-2	-6.90%	40	15	4			N	M,SC	1	\$2,003.92
25404	TAKAHAGI	04/25/1967	Active	28	0	0	0	0.00%	29		10			N	M,SC	0	\$520.09
25397	TOKAI	04/04/1971	Active	52	9	4	5	10.64%	47	6	0			N	M,SC	1	\$5,500.06
Exc Award (06/30/2016)																	
48459	TONE	04/14/1988	Active	11	4	0	4	57.14%	8		8		3		M,VP,SC	3	
25414	TORIDE	03/30/1969	Active	95	10	1	9	10.47%	90	1	1				M,VP,SC	0	\$8,000.08
Exc Award (06/30/2019, 06/30/2024)																	
51533	TORIDE CHUOH	04/02/1991	Active	69	2	0	2	2.99%	74		1				M,VP,SC	0	\$1,200.12
Exc Award (06/30/2016)																	
35987	TORIDE OTONE	07/31/1978	Active	19	1	0	1	5.56%	21		6		2		M,VP,SC	0	\$1,380.05
25405	TSUCHIURA	12/10/1965	Active	80	11	5	6	8.11%	111	2	0				M,VP,SC	0	\$7,680.26
Exc Award (06/30/2023)																	
25411	TSUCHIURA KIJ0	02/09/1969	Active	27	3	22	-19	-41.30%	49	11	1			N	SC	9	\$2,400.05
35663	TSUCHIURA KITA	05/18/1978	Active	112	4	44	-40	-26.32%	178	7	4				M,VP,SC	0	\$34,700.01
Exc Award (06/30/2016)																	
137533	Tsuchiura Sora	03/19/2019	Active	33	12	4	8	32.00%	25	2	1			N	M,VP,SC	13	\$2,399.95
25419	TSUCHIURA TAMAKI	12/06/1973	Active	99	3	5	-2	-1.98%	123	18	3		2		M,VP,SC	2	\$1,000.01
25410	TSUKUBA	06/21/1968	Active	124	6	3	3	2.48%	133	3	0				M,VP,SC	0	\$12,100.14
Exc Award (06/30/2018, 06/30/2019, 06/30/2020)																	
35462	TSUKUBA CHUO	04/18/1978	Active	69	0	16	-16	-18.82%	89	9	0			N	M,SC	0	\$1,000.00
149745	Tsukuba Hope	01/31/2022	Active	23	1	1	0	0.00%	24	2	0			N	S,M,SC	6	\$3,100.14
51534	TSUKUBA NISHI	04/01/1991	Active	32	2	3	-1	-3.03%	34	2	2			N	M,SC	4	\$1,900.00
100659	TSUKUBA OAK	11/26/2007	Active	86	5	2	3	3.61%	90	4	0			N	M,SC	0	\$11,969.13
Exc Award (06/30/2017, 06/30/2023)																	
128202	Tsukuba Owl	07/01/2016	Active	83	8	7	1	1.22%	81	5	1				M,VP,SC	5	\$9,700.22
144724	Tsukuba Shiho	12/29/2020	Active	27	2	5	-3	-10.00%	34	4	2				M,VP,SC	3	\$900.02
Exc Award (06/30/2022)																	



Club Health Assessment for District 333 E through April 2025

Club Number	Club Name	Charter Date	Status	Membership							Reports					Finance	LCIF
				Current Member Count	YTD Members Added	YTD Members Dropped	YTD Net Growth	YTD Net Growth%	Member Count 12 Months Ago	Avg. length of service for dropped members	Months Since Last MMR ***	Yrs. Since Last Officer Report	President Rotation	Vice President Reported ****	Months Since Last Activity Report ***	Account Balance	Donations for current Fiscal Year
			Number of times on status quo within last two years	If below 15 members appears				If net loss is greater than 20% appears			If no report in 3 months appears	When more than one year appears in	Number of repeat terms	Notes the officers that do not have an active	If no report at 12 months appears in red		
58674	TSUKUBAMIRAI	09/03/1996	Active	41	0	3	-3	-6.82%	44	23	0			M,VP,SC	0		\$5,600.02
36275	UCHIHARA	11/27/1978	Active	7	0	2	-2	-22.22%	9	24	8		2	P,S,M,VP,SC	2		\$100.01
25412	USHIKU-KUKIZAKI	10/24/1970	Active	97	6	6	0	0.00%	100	7	0			N,SC	6		\$35,000.35
25432	YASATO	10/20/1968	Active	16	0	0	0	0.00%	16		10			N,T,M,SC	1		\$1,200.06

Clubs Cancelled Previous Fiscal Year – Clubs Cancelled within last 12 months may be reinstated

Club Number	Club Name	Charter Date	Current Status*	Cancellation Date
84946	HITACHI BOUQUET	02/23/2005	Cancelled(6*)	06/29/2024
25381	SHIMODATE	02/25/1968	Cancelled(6*)	06/29/2024

Current Total Clubs Count	YTD New Clubs Count	YTD Cancelled Clubs Count	YTD Net Club Gain	Current Total Members Count	YTD Add	YTD Drop	YTD Net Growth	YTD Net Growth %	Member Count 12 Months Ago	Average Member Count Per Club	% of Clubs with less than 20 members	% No MMR in 3 Months	% No Officer Report in 12 Months	% of Clubs with balance 90+ days	Number of Clubs in Status Quo	% Status Quo Clubs in Financial Suspension	Number of Cancelled Clubs	Average Cancelled Club Age	Members Lost Due to Cancellation	% of Clubs Cancelled for Non-Financial Reasons
79	0	0	0	3,651	241	253	-12	-0.33%	3,950	46	15%	47%	0%	0%	0	0%	0	0	0	0%

* - P - Priority Club. Cancellation Reasons: 1-Objectives/conduct, 2-Non-active club, 5-Non-existing club, 6-Disbanding, 7-Merger, 8-Financial Suspension, 9-District/Multiple District Dues.

** - Abbreviation: P-President, S-Secretary, T-Treasurer, M-Member Chairperson, VP-First Vice President, MC-Communications Chairperson, SC-Service Chairperson

*** - Abbreviation: N/R - Never reported using the Lions Clubs website, N/A - Not applicable, No password registered for the Lions Clubs website.

**** - Abbreviation: N - New, IP - Immediate Past, R - Repeat.